

Elegant Touch To Entry



high quality door handles




CH-SB	HA4	PH-280	HA22
CH-SC	HA4	PH-280S	HA22
CH-SD	HA4	PH-295	HA22
CH-SE	HA4	PH-295S	HA22
DH-20011	HA5	PH-305	HA23
DH-20021	HA5	PH-305S	HA23
DH-20031	HA5	PH-4919-EHB001	HA10
DH-20041	HA5	PH-4920-EHB001	HA10
DH-20051	HA5	PH-4922-EHB002	HA10
DH-20061	HA5	PH-4924-EHB006	HA10
DH-20211	HA6	PH-4938-EHB017	HA11
DH-20221	HA6	PHS-4926-EHB005	HA11
EHB001	HA15	PHS-4930-EHB004	HA11
EHB002	HA15	PK-4931-SBK801	HA11
EHB003	HA15	PKS-EB-4924-SBK802	HA10
EHB004	HA15	PLS-4931-SB202-RH	HA11
EHB005	HA15	PS-4919	HA10
EHB006	HA15	PS-4920	HA10
EHB010	HA15	PS-4930	HA11
EHB015	HA15	PS-4938	HA11
EHB016-01 / 02	HA15	PS-EA-4926	HA11
EHB016A-01 / 02	HA15	PS-EE-4922	HA10
EHB017	HA15	SD1-A	HA6
EHB018	HA15	SD1~SD-4	HA6
EHZ001	HA18	SE19	HA21
EHZ002	HA18	SEA19	HA21
EHZ003	HA18	SH19	HA21
EHZ004	HA18	SHA19	HA21
EHZ005	HA18	Fixing Method - Brass Series	HA14
EHZ006	HA18	Fixing Method - DH / SD Series	HA9
EHZ007	HA18	Fixing Method - EHB Series	HA17
P-165S	HA22	Fixing Method - EHZ Series	HA20
P-280S	HA22	Product Information - Brass Series	HA13
P-295S	HA22	Letters-Plate with Engraved Letters - Brass Series	HA14
P-305S	HA23	How to Order - Brass Series	HA14
PH-165	HA22	Finishes - Brass Series	HA14
PH-165S	HA22		



CH Series - Door Handles

HA4




DH / SD Series - Door Handles

HA5-9



Brass Series - Push & Pull Plate with Handle

HA10-14



EHB Series - Door Handles

HA15-17



EHZ Series - Door Handles

HA18-20



SE / SHSeries - Pull Handles

HA21



P / PH Series - Push Plate & Pull Handles with Plate

HA22-23

CH SERIES

Door Handles

Finishes : F13, F16, F24, F25

Materials : Stainless Steel

Rubber : One each Rubber Washer at each fixing point

CH-SB

Fixing Method : Y Type



CH-SC

Fixing Method : X Type



CH-SD

Fixing Method : Y Type



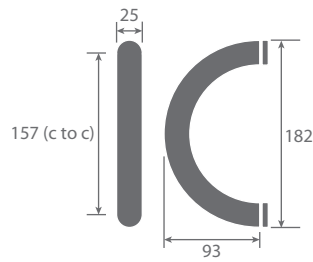
CH-SE

Fixing Method : X Type

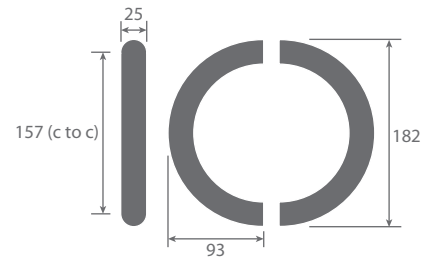


CH SERIES

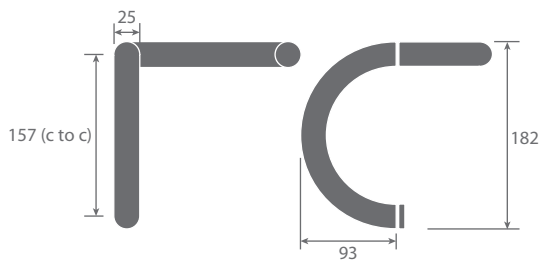
Dimensions
in millimeters



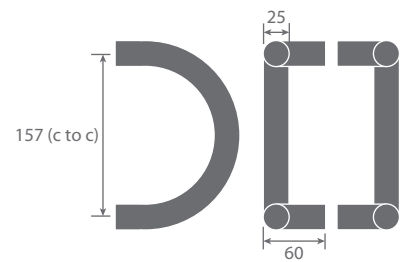
CH-SB



CH-SC



CH-SD



CH-SE

DH SERIES

Door Handles

Finishes : F16, F24, F25

Materials : Stainless Steel

Rubber : One each Rubber Washer at each fixing point

Fixing Method : J, K, X Type

DH-20011



DH-20021



DH-20031



DH-20041



DH-20051



DH-20061



DH / SD SERIES

Door Handles

Finishes : F16, F24, F25

Materials : Stainless Steel

Rubber : One each Rubber Washer at each fixing point

Fixing Method : J , K , X Type / Y Type (SD1A, SD1-SD4)

DH-20211



DH-20221



SD1-A

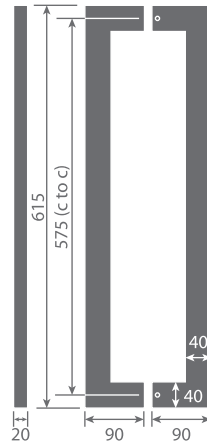


SD1~SD-4

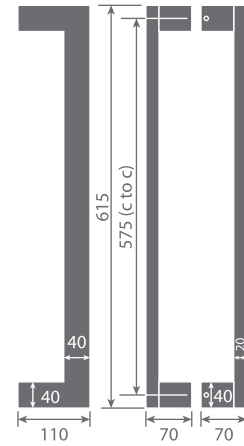


DH / SD SERIES

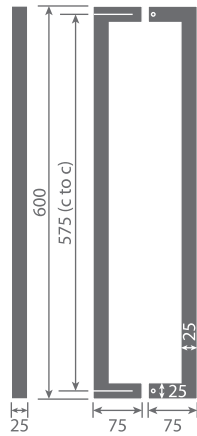
Dimensions
in millimeters



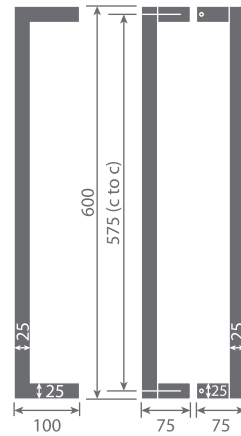
DH-20011



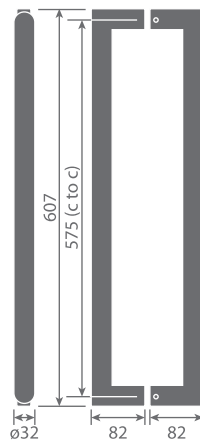
DH-20021



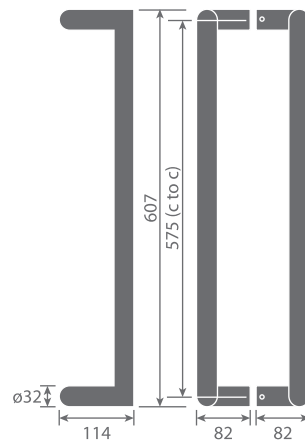
DH-20031



DH-20041



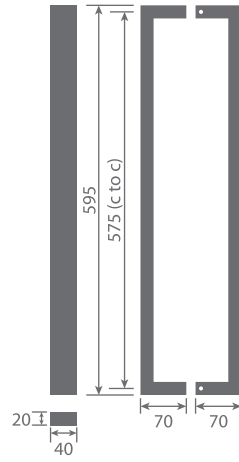
DH-20051



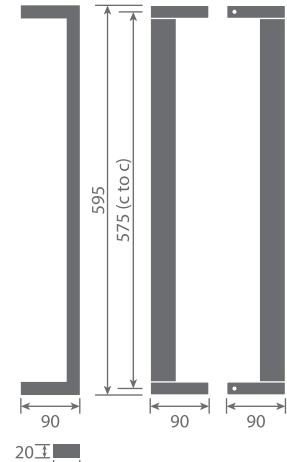
DH-20061

DH / SD SERIES

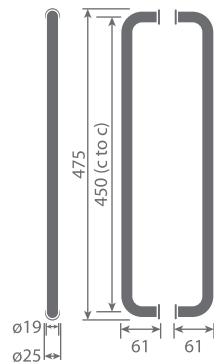
Dimensions in millimeters



DH-20211



DH-20221



SD1-A

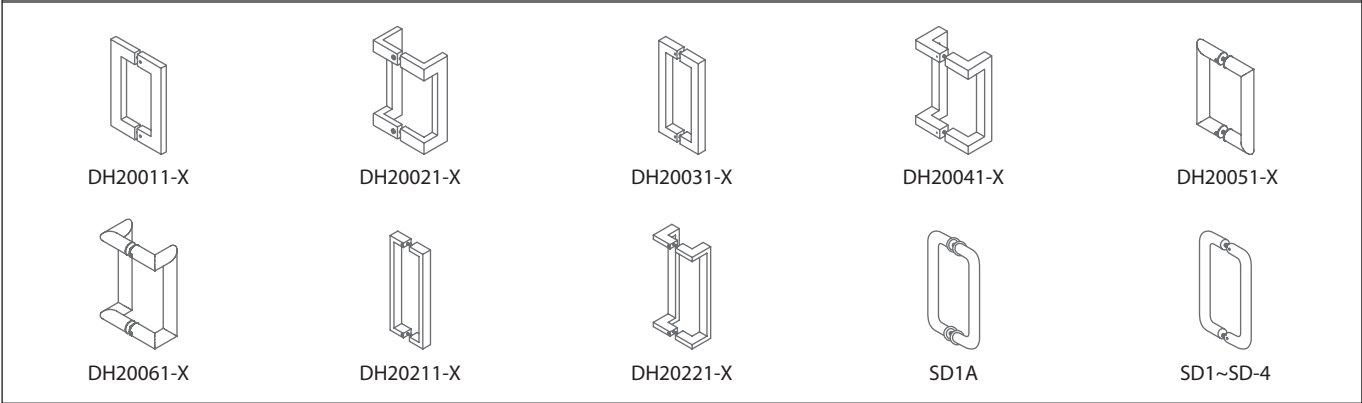


SD1~SD4

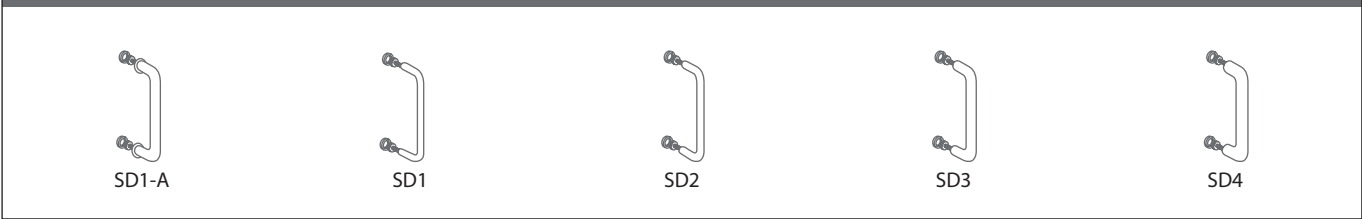
SD (DIA.)		L (C to C)	H (HEIGHT)	P (PROJECTION)
SD1-X SD1-Y SD1-K SD1-J	19mm	152mm 230mm 300mm	171mm 249mm 319mm	57mm
SD2-X SD2-Y SD2-K SD2-J	25mm	300mm 457mm 600mm	325mm 482mm 625mm	63mm
SD3-X SD3-K SD3-J	32mm	300mm 457mm 600mm	332mm 489mm 632mm	70mm
SD4-X SD4-K SD4-J	38mm	300mm 457mm 600mm	338mm 495mm 638mm	76mm

Fixing Method

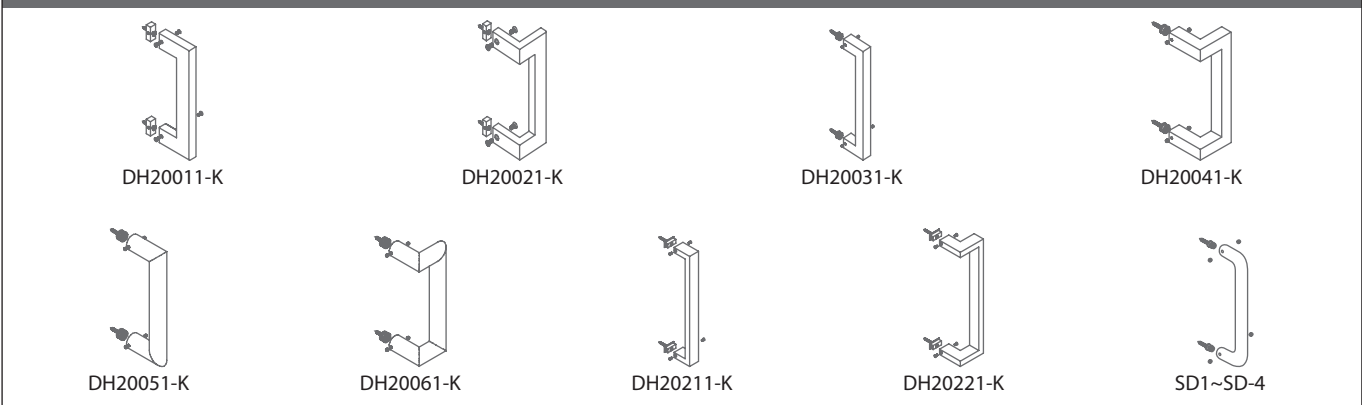
X TYPE = BACK TO BACK FIXING (DOUBLE HANDLES)



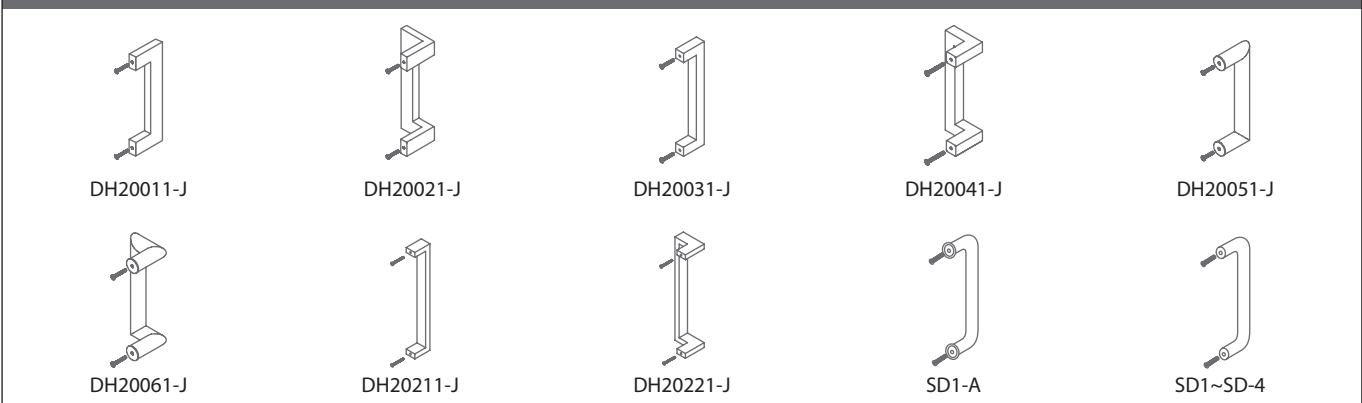
Y TYPE = BACK FIXING WITH SCREW CAP



K TYPE = FACE FIXING



J TYPE = BACK FIXING



BRASS SERIES

Push & Pull Plate
with Handle

PH-4919-EHB001

PS-4919



PH-4920-EHB001

PS-4920



PH-4922-EHB002

PS-EE-4922



PH-4924-EHB006

PKS-EB-4924-SBK802



PH-4938-EHB017

PS-4938



PHS-4926-EHB005

PS-EA-4926



PHS-4930-EHB004

PS-4930



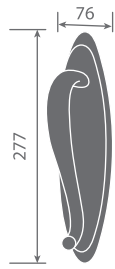
PK-4931-SBK801

PLS-4931-SB202-RH



BRASS SERIES

Dimensions
in millimeters



**PH-4919-
EHB001**




PS-4919



**PH-4920-
EHB001**



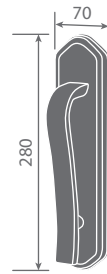
PS-4920



**PH-4922-
EHB002**



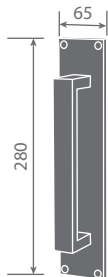
PS-EE-4922



**PH-4924-
EHB006**



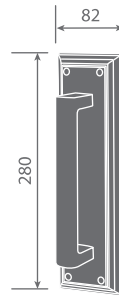
**PKS-EB-4924-
SBK802**



**PHS-4926-
EHB005**




PS-EA-4926



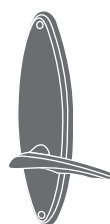
**PHS-4930-
EHB004**



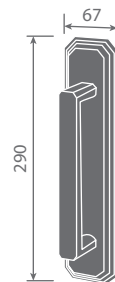
PS-4930



**PK-4931-
SBK801**



**PLS-4931-
SB202-RH**



**PH-4938-
EHB017**



PS-4938

Product Information

P Plate (Back Fixing)								
	P-4919	P-4920	P-4922	P-4924	P-4926	P-4930	P-4931	P-4938

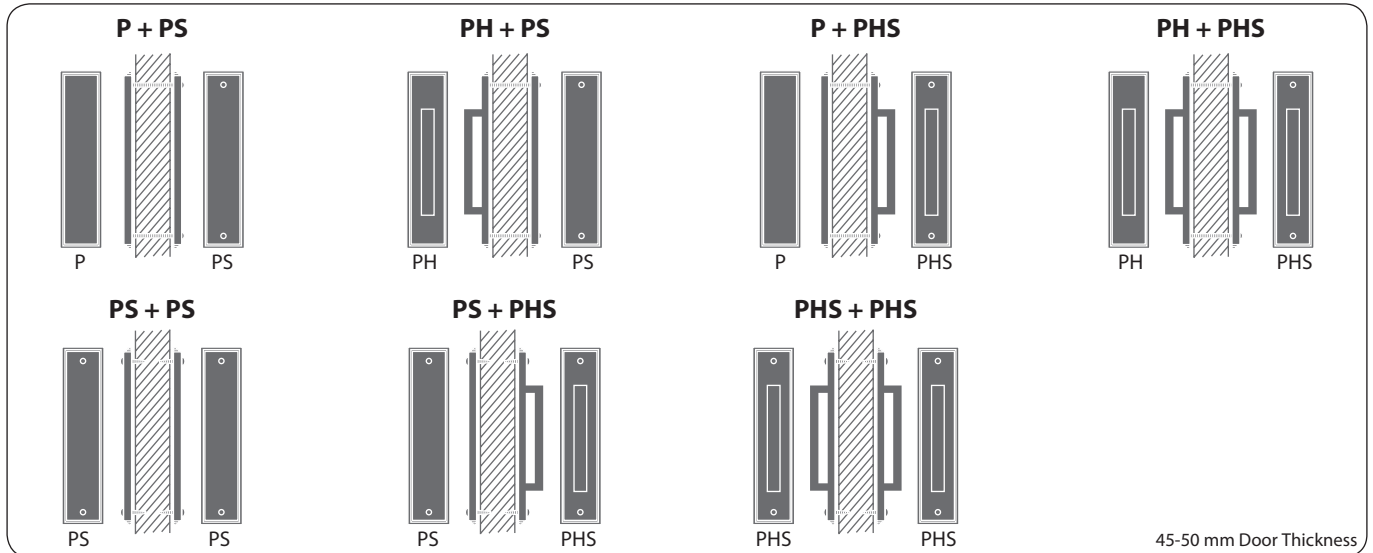
PS Plate (Surface Fixing)								
	PS-4919	PS-4920	PS-4922	PS-4924	PS-4926	PS-4930	PS-4931	PS-4938

PH Plate with Handle (Back Fixing)		PHS Plate with Handle (Surface Fixing)										
				EHB001	EHB002	EHB003	EHB004	EHB005	EHB006	EHB010	EHB015	EHB017

PK Plate with Knob (Back Fixing)		PKS Plate with Knob (Surface Fixing)							
				SBK-801	SBK-802	SBK-803	SBK-804	SBK-805	SBK-806

PL Plate with Lever (Back Fixing)		PLS Plate with Lever (Surface Fixing)						
	LH		RH	SB201	SB202	SB203	SB204	SB205
				SB206	SB207	SB208	SB209	SB210
				SB211	SB212	SB213	SB214	SB215
				SB216	SB217	SB219	SB220	SB221
				SB222	SB223	SB225	SB226 NEW	

Fixing Method



Letters - Plate with Engraved Letters

Engraved Letters

PUSH

EA

PULL

EB

推
PUSH

EE

拉
PULL

EF

by order

EG

How to Order



PS	EA	-	4926	-	F31
Plate (Surface Fixing)	Engraved Letter		Plate Model		Finishes



PLS	-	4931	SB202	RH	-	F13
Plate with Lever (Surface Fixing)		Plate Model	Lever Handle	Right Hand		Finishes



PHS	-	4930	-	EHB004	-	F21
Plate with Handle (Surface Fixing)		Plate Model		Handle		Finishes



PH	-	4920	-	EHB001	-	F21
Plate with Handle (Back Fixing)		Plate Model		Handle		Finishes

Finishes



F13
bright gold



F16
PVD



F21
bright chrome



F22
satin chrome /
satin nickel



F31
antique brass



F32
antique copper

EHB SERIES

Door Handles

Finishes: F13, F16, F21, F22, F31, F32

Material: Solid Brass

Rubber: One each Rubber Washer at each fixing point

Fixing Method: J, K, X, Y Type / J, Y (EHB-006, EHB-015)

EHB001



EHB002



EHB003



EHB004



EHB005



EHB006



EHB010



EHB015



EHB016-01/02



EHB016A-01/02



EHB017

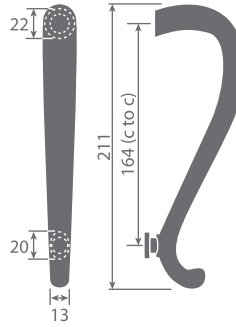


EHB018




EHB SERIES

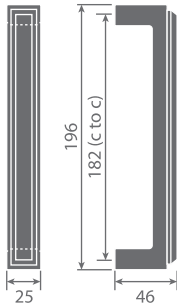
Dimensions
in millimeters



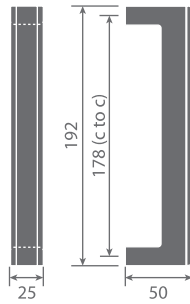
EHB001



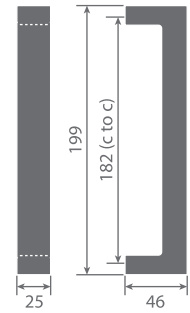
EHB002



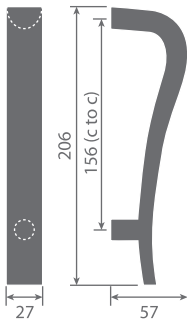
EHB003



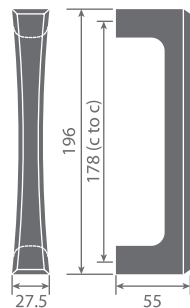
EHB004



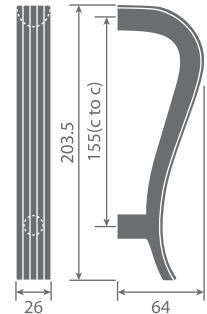
EHB005



EHB006



EHB010

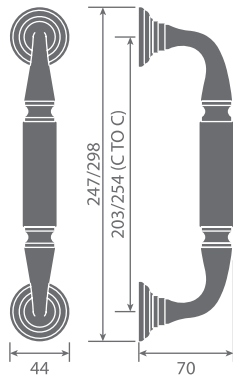


EHB015



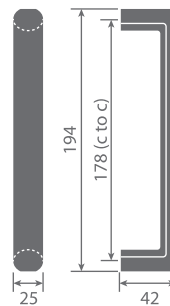
EHB016-01/02

01 = 226mm
02 = 277mm

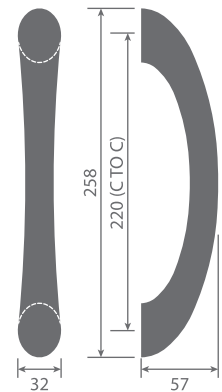


EHB016A-01/02

01 = 247mm
02 = 298mm



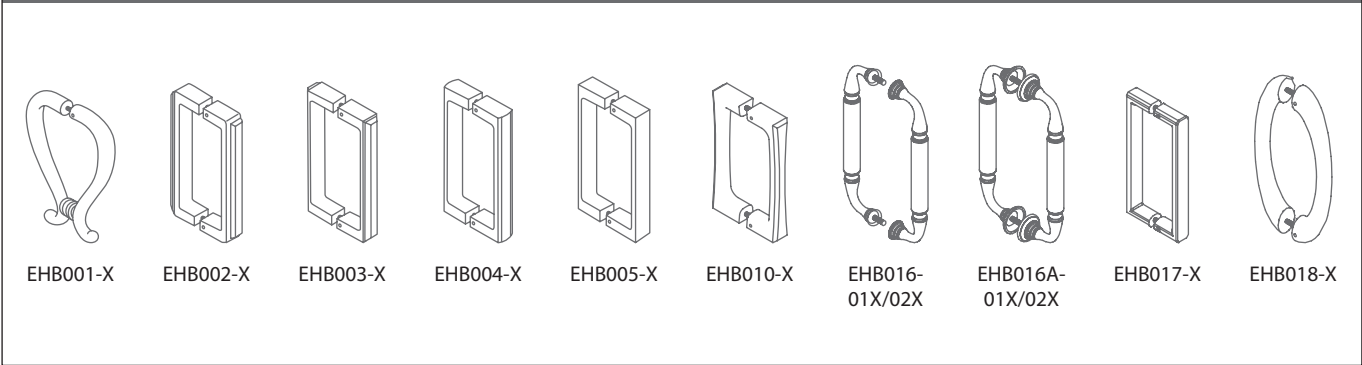
EHB017



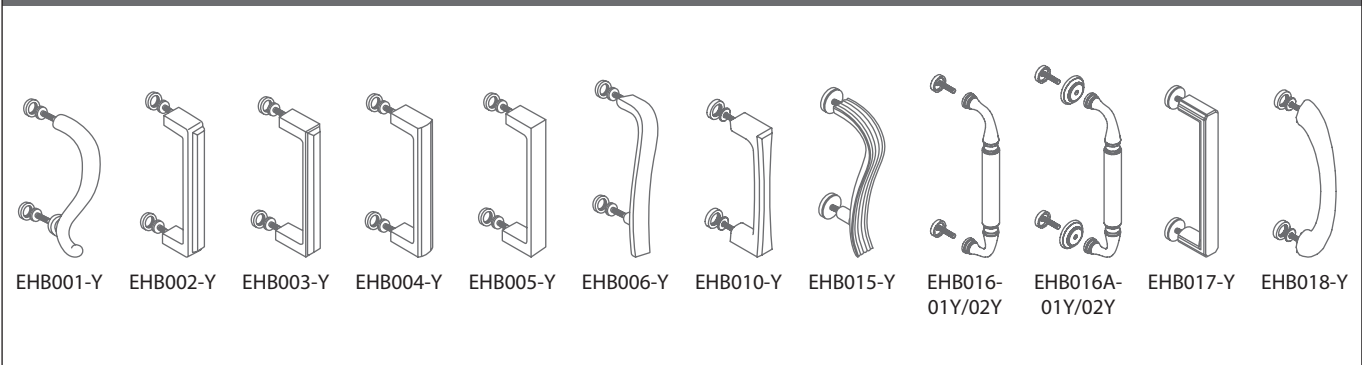
EHB018

Fixing Method

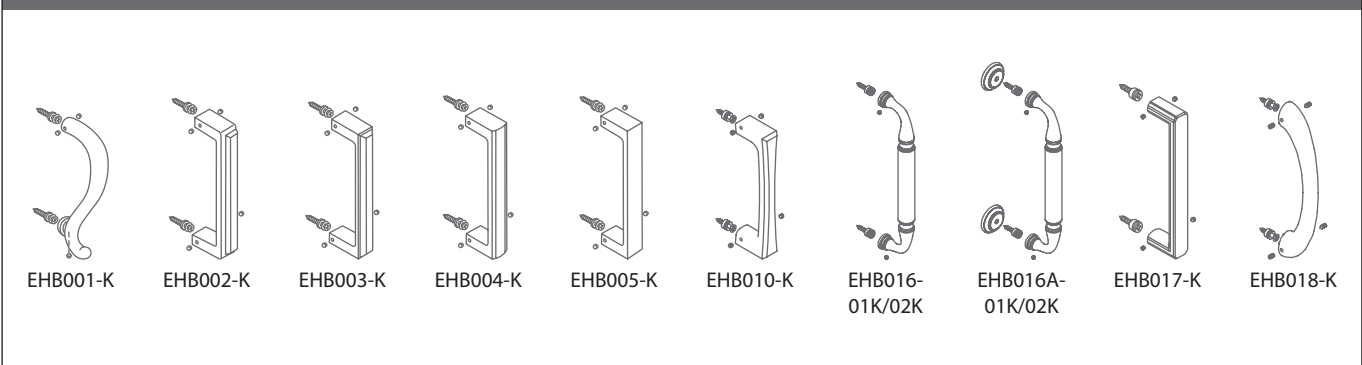
X TYPE = BACK TO BACK FIXING (DOUBLE HANDLES)



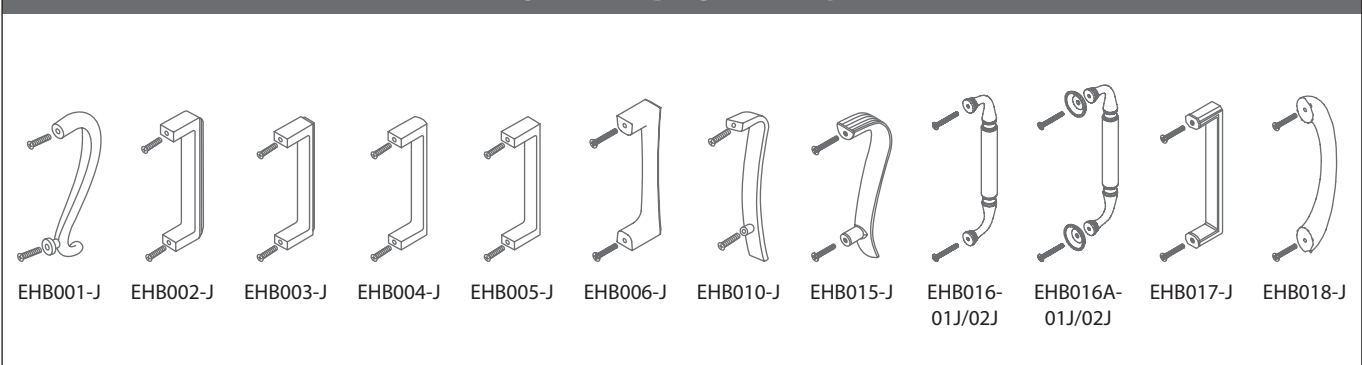
Y TYPE = BACK FIXING WITH SCREW CAP



K TYPE = FACE FIXING



J TYPE = BACK FIXING



EHZ SERIES

Door Handles

Finishes: F13, F21, F22, F31, F32

Material: Zinc Alloy

Rubber: One each Rubber Washer at each fixing point

Fixing Method: J, K, X, Y Type / J, Y (EHZ-005)

EHZ001



EHZ002



EHZ003



EHZ004



EHZ005



EHZ006

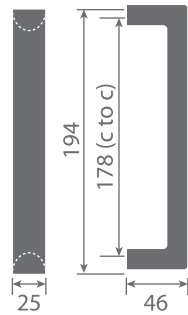


EHZ007

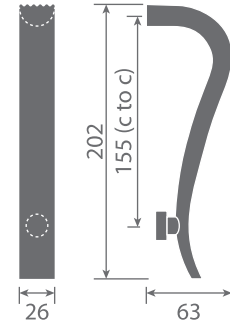


EHZ SERIES

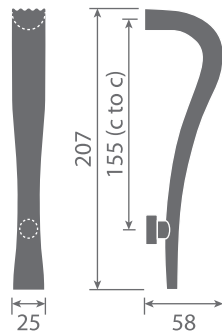
Dimensions
in millimeters



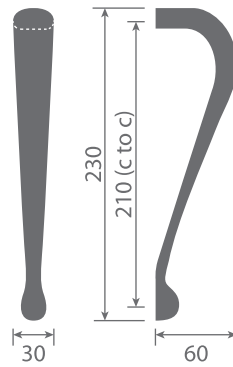
EHZ001



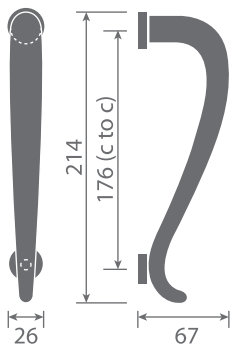
EHZ002



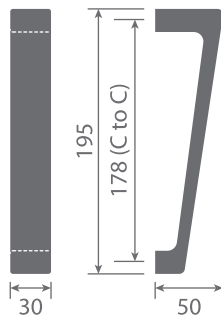
EHZ003



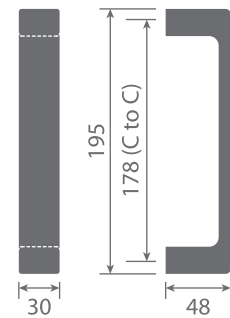
EHZ004



EHZ005



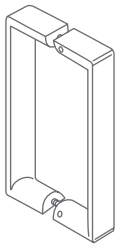
EHZ006



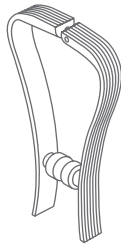
EHZ007

Fixing Method

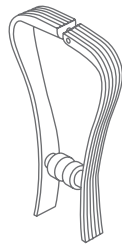
X TYPE = BACK TO BACK FIXING (DOUBLE HANDLES)



EHZ001-X



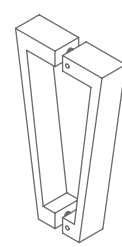
EHZ002-X



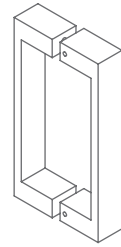
EHZ003-X



EHZ004-X

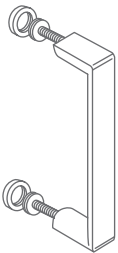


EHZ006-X

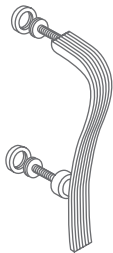


EHZ007-X

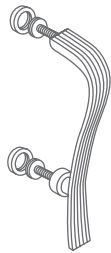
Y TYPE = BACK FIXING WITH SCREW CAP



EHZ001-Y



EHZ002-Y



EHZ003-Y



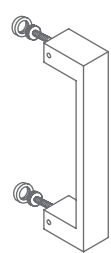
EHZ004-Y



EHZ005-Y

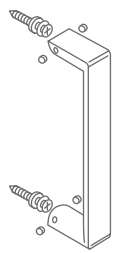


EHZ006-Y



EHZ007-Y

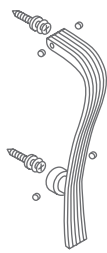
K TYPE = FACE FIXING



EHZ001-K



EHZ002-K



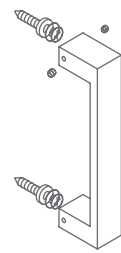
EHZ003-K



EHZ004-K

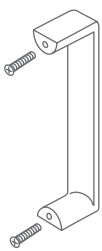


EHZ006-K

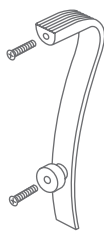


EHZ007-K

J TYPE = BACK FIXING



EHZ001-J



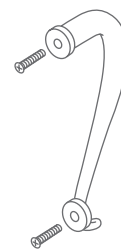
EHZ002-J



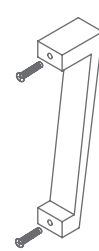
EHZ003-J



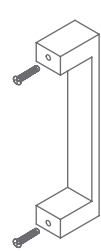
EHZ004-J



EHZ005-J



EHZ006-J



EHZ007-J

SE /SH SERIES

Pull Handles

Finishes : F13, F16, F24, F25
Materials : Stainless Steel

SE19



SEA19



SH19

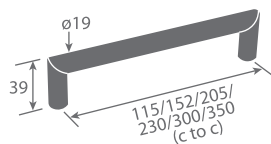


SHA19

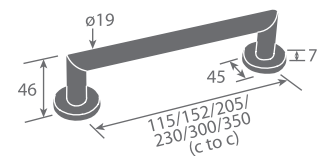


SE /SH SERIES

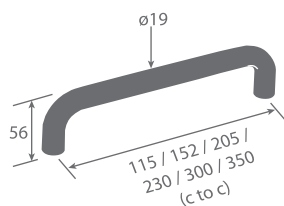
Dimensions
in millimeters



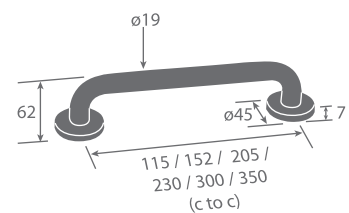
SE19



SEA19



SH19



SHA19

P / PH SERIES

Push Plate &
Pull Handles with Plate

Finishes : F13, F16, F24, F25
Materials : Stainless Steel
Plate thickness : 1.5mm



(with Laser engraved letters)
(Letters are by customers request)

P-165S

Push plate



PH-165

Pull handle with plate




PH-165S

Pull handle with plate



P-280S

Pull handle with plate



PH-280

Pull handle with plate



PH-280S

Pull handle with plate



P-295S

Push plate



PH-295

Pull handle with plate



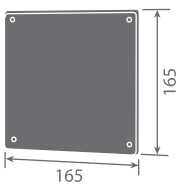
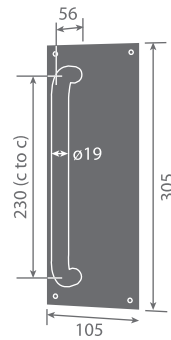
PH-295S

Pull handle with plate

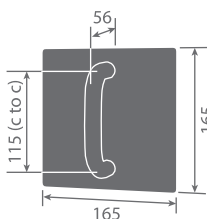




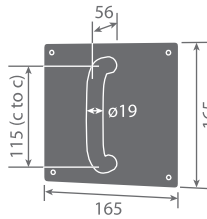
P / PH SERIES
Dimensions
in millimeters



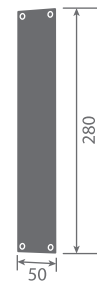
P-165S



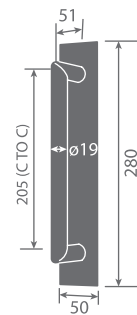
PH-165



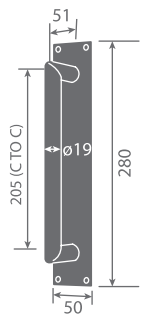
PH-165S



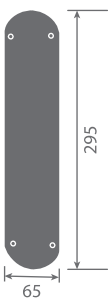
P-280S



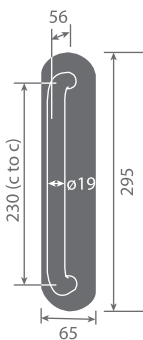
PH-280



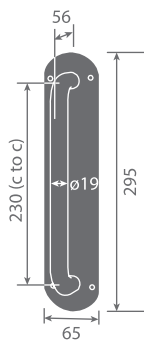
PH-280S



P-295S



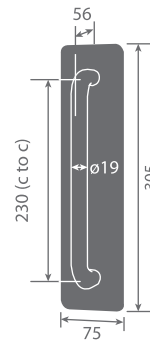
PH-295



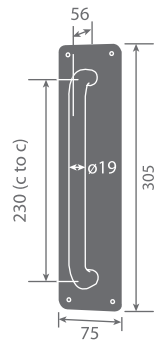
PH-295S



P-305S



PH-305



PH-305S



Name of quality & dependability

www.boncohardware.com

BONCO Ironmongery Ltd.

A Member of E. Bon Holdings (HKEx stock code 599)

16/F, First Commercial Building, 33 Leighton Rd., Causeway Bay, H.K.
Tel : (852) 2891 2188 Fax : (852) 2834 2652