


Bathroom Fitting



practical design for everyone

130SC.....	BB4
131SC.....	BB4
132SC.....	BB4
133SC.....	BB4
3023.....	BB10
3043.....	BB5
3046.....	BB5
3047.....	BB5
3048.....	BB5
3048C / 3048NC / 3048SC.....	BB6
3049 / 3049C.....	BB6
3049NC / 3049SC / 3049VC.....	BB7
3055 / 3055S / 3055W.....	BB20
3085.....	BB10
3090 / 3090-P / 3090-R.....	BB14
3091 / 3091C.....	BB18
3092.....	BB16
3093.....	BB14
3094.....	BB16
3095.....	BB14
3096.....	BB16
3098.....	BB16
3107 / 3107L.....	BB17
3116.....	BB7
3117.....	BB7
3119.....	BB19
3120.....	BB24
3121 / 3121-S.....	BB24
3124.....	BB15
3125.....	BB24
3127.....	BB22
3128.....	BB22
3129.....	BB22
3131.....	BB24
3132.....	BB16
3142.....	BB20
3145.....	BB23
3146.....	BB25
3147.....	BB21
3148.....	BB21
3149.....	BB25
3150.....	BB25
3151.....	BB25
3152.....	BB19
3153.....	BB19
F4-01 / F4-02.....	BB12
F5-01 / F5-02.....	BB12
F5-01P.....	BB13
SGB1-32-152 / SGB1-32-153.....	BB9
SGB2-25 / SGB2-32 / SGB2-38.....	BB10
SGB2 (25/32/38) - 101, 103, 104LH, 111, 112LH, 114, 115, 116LH, 117LH, 119RH, 122RH, 124, 131, 132RH, 133RH...	BB26
SGB2 (25/32/38) - 134, 135RH, 136RH, 137, 138RH, 140LH, 141RH, 142, 152, 153, 154, 155RH.....	BB27

	Toilet Paper Holders	BB4-8
	Towel Bars / Grab Bars	BB9-11
	Shower Curtain Rod & Flange	BB12-13
	Clothes Lines	BB14-15
	Air Fresheners	BB15
	Soap Dispensers	BB16-17
	Shower Seats	BB18
	Toilet Seat Cover Dispenser	BB19
	Facial Tissue Dispensers	BB19
	Paper Towel Dispensers	BB20-21
	Paper Towel Dispensers and Waste Disposal	BB22-23
	Waste Dispensers	BB24
	Waste Receptacle	BB25
	Stainless Steel Grab Bars Configurations	BB26-27
<div> <div>Mounting</div> <div>Size</div> <div>Model</div> <div>Hand</div> <div>Finish</div> </div> <div> <div>SGB2</div> <div>-</div> <div>32</div> <div>-</div> <div>138</div> <div>RH</div> <div>-</div> <div>F24</div> </div>	How To Order	BB27

TOILET PAPER HOLDERS

130SC

Toilet paper holder with hood

Finish: F25

Surface mounting. Made of SUS304 stainless steel with polished stainless steel finish.

Furnished with hood and white plastic roller.



131SC

Toilet paper holder with hood

Finish: F25

Surface mounting. Made of SUS304 stainless steel with polished stainless steel finish. Furnished with hood and white plastic roller.



132SC

Toilet paper holder with hood

Finish: F25

Surface mounting. Made of SUS304 stainless steel with polished stainless steel finish. Furnished with hood and brass roller.



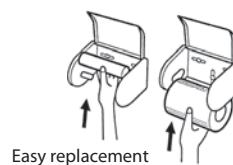
133SC

Toilet paper holder with hood

Finish: F25

Surface mounting. Made of SUS304 stainless steel with polished stainless steel finish. Furnished with hood.

(Easy replacement of paper roll)



Easy replacement

3043

Surface mounting two roll toilet tissue dispenser

Finish: F24

Whole unit is made of SUS304 stainless steel with satin stainless steel finish. Tumbler lock on door. Holds and dispenses two rolls of standard toilet tissue. Upper roll automatically lowers into position only when 95% of the bottom roll has been used.




3046

Surface mounted dual roll toilet paper dispenser

Finish: F24

Whole unit is made of SUS304 stainless steel with satin stainless steel finish. Plastic theft resistant spindles. Top roll automatically drops in place when bottom roll is used up.



3047

Jumbo roll toilet paper dispenser

Finish: F24

Whole unit is made of SUS304 stainless steel with satin stainless steel finish. Fitted with tumbler lock.



3048

Recessed toilet paper holder

Finish: F25

Recessed mounting. Made of SUS304 stainless steel with polished stainless steel finish and chrome plated plastic roller. Wall Opening: 130mm high, 130mm wide, 51mm deep.



TOILET PAPER HOLDERS

3048C

Recessed toilet paper holder with hood

Finish: F25

Recessed mounting. Made of SUS304 stainless steel with polished stainless steel finish and chrome plated plastic roller.
Wall Opening: 130mm high, 130mm wide, 51mm deep.



3048NC

Recessed toilet paper holder with hood

Finish: F25

Unit body and hood made of SUS 304 stainless steel with polished stainless steel finish and chrome plated plastic roller.
Wall Opening: 150mm high, 150mm wide, 75mm deep.



3048SC

Surface mounted toilet paper holder with hood

Finish: F25

Unit body and hood made of SUS 304 stainless steel with polished stainless steel finish. Furnished with chrome plated plastic roller.



3049

Recessed twin toilet paper holder

Finish: F25

Recessed mounting. Horizontal type. Made of SUS304 stainless steel with polished stainless steel finish. Furnished with two chrome plated plastic rollers.
Wall Opening: 130mm high, 300mm wide, 51mm deep.



3049C

Recessed twin toilet paper holder with hood

Finish: F25

Recessed mounting. Horizontal type. Made of SUS304 stainless steel with polished stainless steel finish. Furnished with two chrome plated plastic rollers.
Wall Opening: 130mm high, 300mm wide, 51mm deep.



3049NC

Recessed twin toilet paper holder with hood

Finish: F25

Double type horizontal toilet tissue holder which is completely set into wall. Constructed of SUS304 stainless steel with polished stainless steel finish. With two chrome plated plastic rollers.

Wall Opening: 145mm high, 295mm wide, 75mm deep.



3049SC

Horizontal surface mounted twin toilet paper holder with hood

Finish: F25

Unit body and hood are made of SUS304 stainless steel with polished stainless steel finish. Furnished with two chrome plated plastic rollers.



3049VC

Recessed twin toilet paper holder with hood

Finish: F25

Double type vertical toilet tissue holder which is completely set into wall. Constructed of SUS304 stainless steel with polished stainless steel finish. With two chrome plated plastic rollers.

Wall Opening: 295mm high, 145mm wide, 75mm deep.



3116 NEW

Recessed toilet paper holder

Finish: F25

Horizontal type. Made of SUS304 stainless steel face plate with polished stainless steel finish.



3117 NEW

Twin toilet paper holder

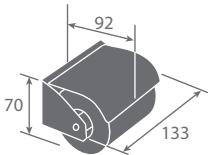
Finish: F25

Horizontal type. Made of SUS304 stainless steel and metal with polished stainless steel finish.

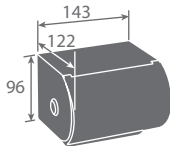


TOILET
PAPER
HOLDERS

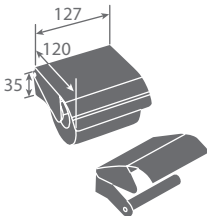
Dimensions
in millimeters



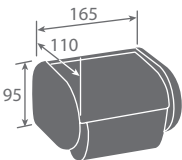
130SC



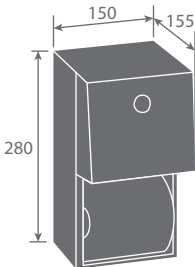
131SC



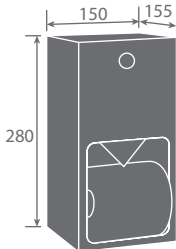
132SC



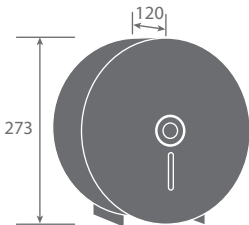
133SC



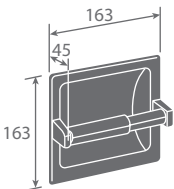
3043



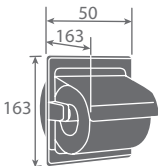
3046



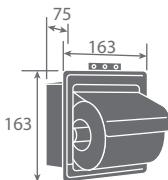
3047



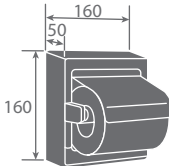
3048



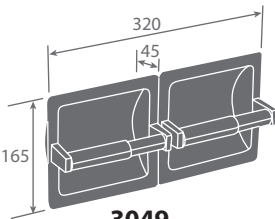
3048C



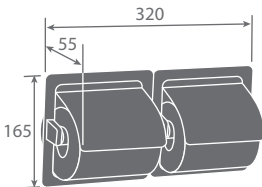
3048NC



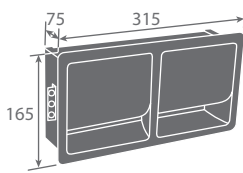
3048SC



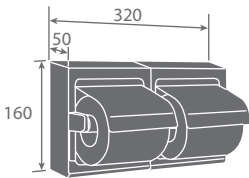
3049



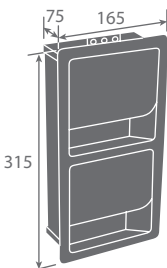
3049C



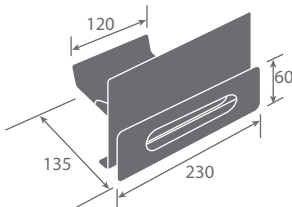
3049NC



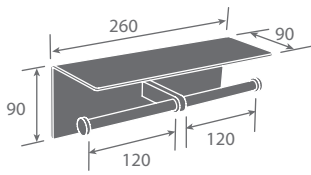
3049SC



3049VC



3116



3117

TOWEL BARS / GRAB BARS

SGB1-32-152 **NEW**

Swing up grab bar

Finish: F24, F25

Special design for handicapped toilet. Exposed screw mounting. Whole unit is made of heavy gauge SUS304 stainless steel with satin stainless steel finish. Furnished with 32mm diameter x 753mm length swings up grab bar. A safety button designed to secure the grab bar in vertical position.

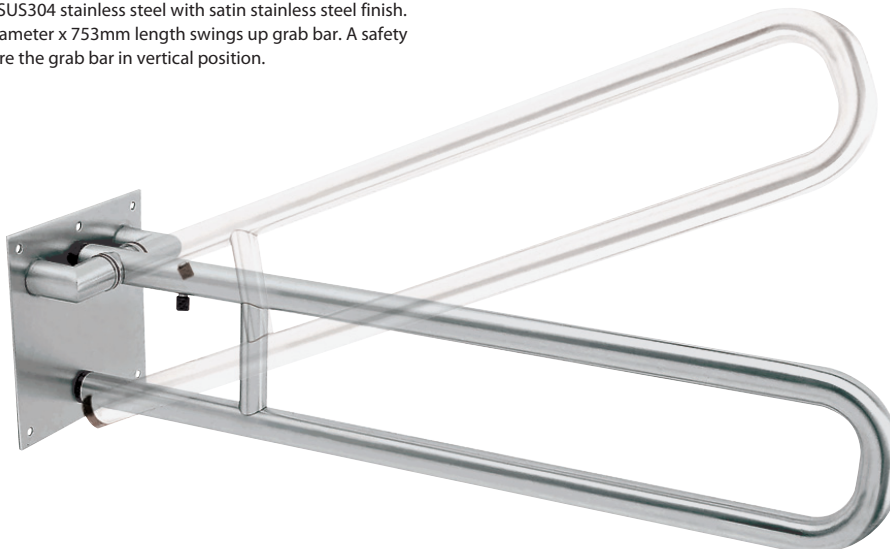


SGB1-32-153

Swing up grab bar

Finish: F24

Special design for handicapped toilet. Exposed screw mounting. Whole unit is made of heavy gauge SUS304 stainless steel with satin stainless steel finish. Furnished with 32mm diameter x 753mm length swings up grab bar. A safety button designed to secure the grab bar in vertical position.



TOWEL BARS /
GRAB BARS

SGB2 (with cover)



Snap on Flange Mounting

*All grab bars are made of 1.2mm thickness SUS304 stainless steel tubing.

SGB2-25

Heavy duty grab bar

Finishes: F24, F25

Concealed screw mounting. Grab bar fabricated with 1.2mm thickness of SUS304 stainless steel. Exposed surface with either polished stainless or satin stainless steel finish. Tubing to be bent and heliarc welding to the flanges with stainless steel cover, easy to snap-on.




SGB2-32

Heavy duty grab bar

Finishes: F24, F25

Same as model SGB-25 except with 32mm diameter, 1.2mm thickness stainless steel tubing. Stainless steel flange cover.

Standard Clearance: 58mm between the finished wall surface and the inner edge of the tubing.



SGB2-38

Heavy duty grab bar

Finishes: F24, F25

Same as model SGB-32 except with 38mm diameter, 1.2mm thickness stainless steel tubing.



3023

Round Towel Bar

Finishes: F24, F25

Concealed screw mounting. Made of 19mm SUS304 stainless steel tubing with polished stainless steel finish or satin stainless steel finish and one pair of die-cast zinc hexagonal flanges.



3085

Round towel bar

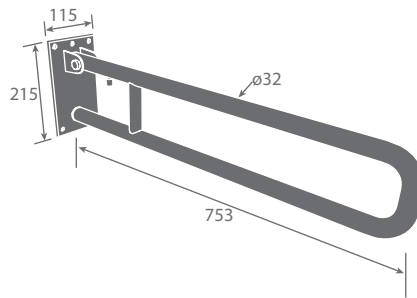
Finishes: F24, F25

Concealed screw mounting. Made of 25mm SUS304 stainless steel tubing with polished stainless steel finish or satin stainless steel finish and one pair of zinc die-cast hexagonal flanges.

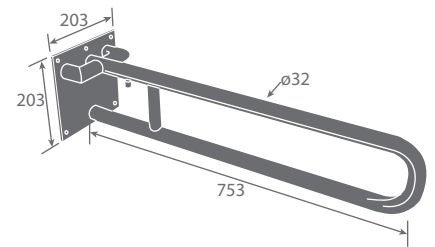


TOWEL BARS/ GRAB BARS

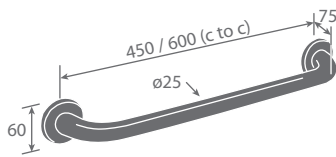
Dimensions
in millimeters



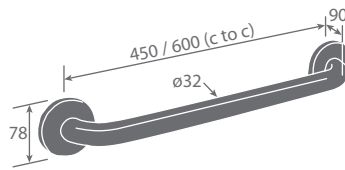
SGB1-32-152



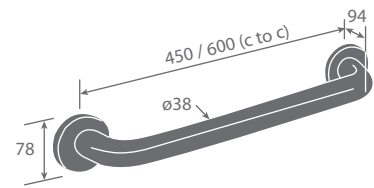
SGB1-32-153



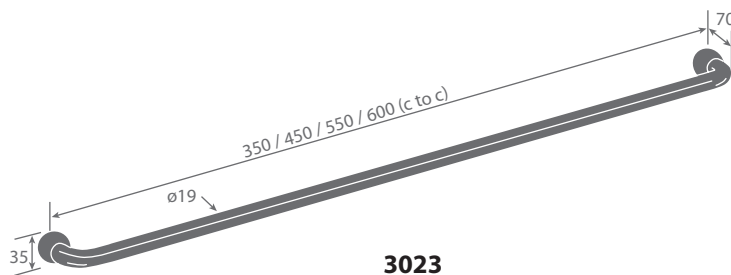
SGB2-25



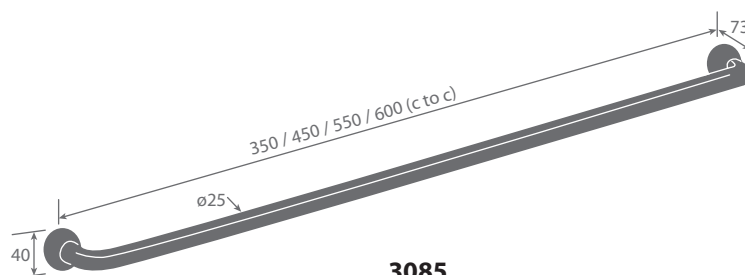
SGB2-32



SGB2-38



3023



3085

SHOWER
CURTAIN ROD
& FLANGE

F4-01

Flange for shower curtain rod


Finishes: F13, F21, F22
Tube: ø19mm
Zinc die-cast holders, concealed screw mounting for 19mm diameter tube.
Stainless steel tube (option)



F4-02

Flange for shower curtain rod

Finishes: F13, F21, F22
Tube: ø25mm
Zinc die-cast holders, concealed screw mounting for 25mm diameter tube.
Stainless steel tube (option)



F5-01 **NEW**

Flange for curtain rod


Finishes: F13, F21, F22
Tube: ø19mm
Zinc die-cast holders, concealed screw mounting for 19mm diameter tube.
Stainless steel tube (option)



F5-02 **NEW**

Flange for curtain rod

Finishes: F13, F21, F22
Tube: ø25mm
Zinc die-cast holders, concealed screw mounting for 25mm diameter tube.
Stainless steel tube (option)



F5-01P **NEW**

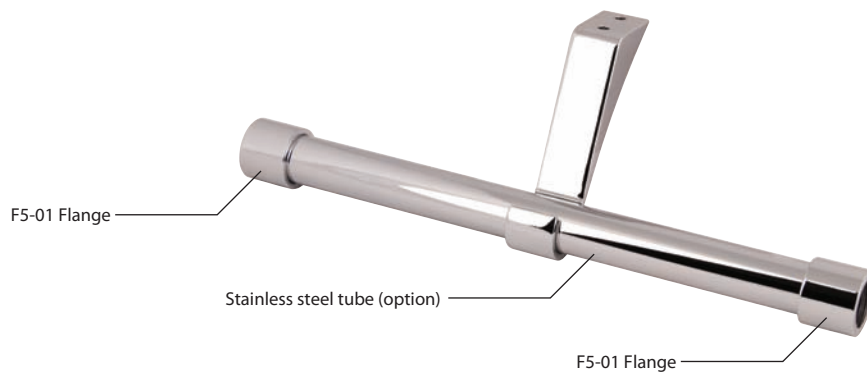
Hanger for supporting S/S $\varnothing 19$ mm rod

Finishes: F13, F21, F22

Tube: $\varnothing 19$ mm

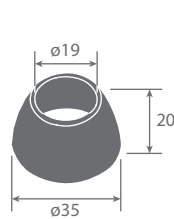
Zinc die-cast hanger, fixing screw mounting for 19mm diameter tube.

Stainless steel tube (option)

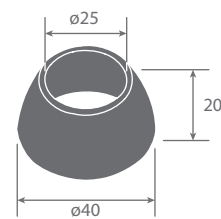


SHOWER CURTAIN ROD & FLANGE

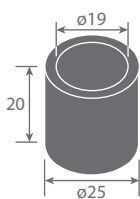
Dimensions
in millimeters



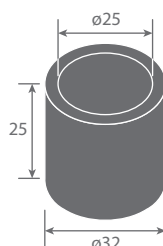
F4-01



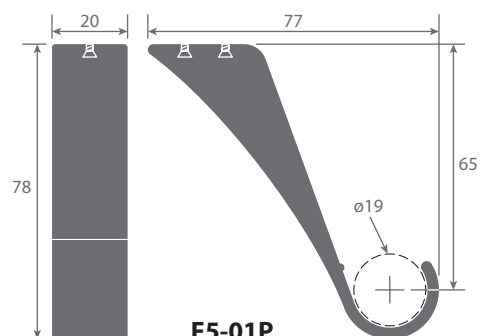
F4-02



F5-01



F5-02



F5-01P

CLOTHES
LINES

3090

Retractable clothes line

Finish: F25
Made of SUS304 stainless steel with polished stainless steel finish. Provides center locking knob to keep strain of cord when in used. Furnished with retainer plate mount and 2.8 meters nylon clothes line.



3090-P

Retractable clothes line

Finish: F25
Made of SUS304 stainless steel with polished stainless steel finish. Provides center locking knob to keep strain of cord when in used. Furnished with retainer plate mount and 2.8 meters nylon clothes line.



3090-R

Retractable clothes line

Finish: F25
Made of SUS304 stainless steel with polished stainless steel finish. Provides center locking knob to keep strain of cord when in used. Furnished with retainer plate mount and 2.8 meters nylon clothes line.



3093 **NEW**

Retractable clothes line

Material: Zinc alloy
Finish: F21
Made of Zinc alloy with polished bright chrome finish. Provides center locking knob to keep strain of cord when in used. Furnished with retainer plate mount and 2.8 meters nylon clothes line.



3095 **NEW**

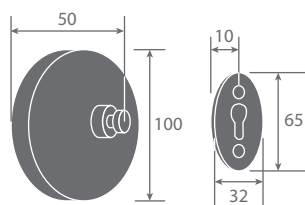
Retractable clothes line

Material: Zinc alloy
Finish: F21
Made of Zinc alloy with polished bright chrome finish. Provides center locking knob to keep strain of cord when in used. Furnished with retainer plate mount and 2.8 meters nylon clothes line.

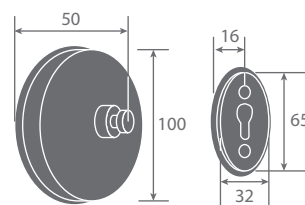


CLOTHES LINES

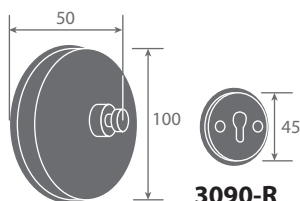
Dimensions
in millimeters



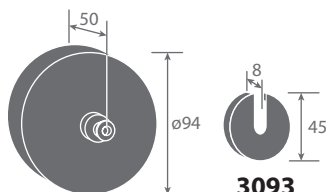
3090



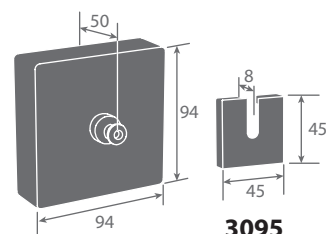
3090-P



3090-R



3093



3095

AIR FRESHENERS

3124

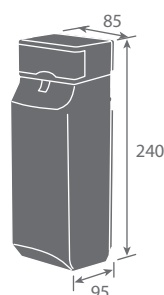
Automatic aerosol dispenser

The aerosol dispensers are specially designed for any rooms. Dispers all odor. Easy to install, energy and fragrance saving. The built-in timer can be easily adjust spray interval, 5 mins to 25 mins, and the inner select mode can be easy to setting Day, Night or On position. Set the select mode to day position for day sensor feature. Set the select mode to night position for night sensor feature. Set the select mode to on position for running 24 hours a day.



AIR FRESHENERS

Dimensions
in millimeters



3124

SOAP DISPENSERS

3092

Vertical-type liquid soap dispenser

Finish: F24

Vertical type surface mounted with concealed mounting bracket. Container body is made of heavy gauge SUS304 stainless steel. Exposed surface with satin stainless steel finish. Front & rear is heliarc welded together. No epoxies nor adhesives. Furnished with large locked hinged stainless steel filter top. Unbreakable refill indicator, valve has chrome plated brass cylinder and piston with stainless steel springs.

Capacity: 40 fl.oz.(1.18 liters)



3094

Horizontal-type liquid soap dispenser

Finish: F24

Horizontal type surface mounted with concealed mounting bracket. Container body is made of heavy gauge SUS304 stainless steel. Exposed surface with satin stainless steel finish. Front & rear is heliarc welded together. No epoxies nor adhesives. Furnished with large locked hinged stainless steel filter top. Unbreakable refill indicator, valve has chrome plated brass cylinder and piston with stainless steel springs. Available in "straight liquid " or "lather forming" soap valve.

Capacity: 40 fl.oz.(1.18 liters)



3096

Surface Mounted Soap Dispenser

Finish: F24

Material: Polished stainless steel finish with removable plastic globe.

Capacity: 12oz (0.36 liters)



3098


Automatic Soap Dispenser

Finish: F24

Power by DC 4.5v

Material: Type 304 stainless steel with satin stainless steel finish.

Capacity: 12oz (0.36 liters)



3132

Recessed horizontal soap dispenser

Finish: F24

Designed for mounting between a lavatory mirror and wash basin. Unit pulls out easily for cleaning and refilling.

Capacity: 52 fl. oz.(1.53 liters)

Wall Opening: 114mm high, 215mm wide, 110mm deep.



Basin mounted liquid soap dispenser

The basin mounted push down dispenser, also dispenses higher viscosity liquid, as well as liquid hand soap. Metal parts of piston, spout and valve are fabricated of polished chrome finish stainless steel. Cover is chrome plated ABS, easily screws open for filling unit top of vanity, shank is made of high impact-resistant ABS, adjustable shank. Maximum mounting thickness 100mm, countertop 25mm diameter, spout length 102mm. Manufacturer can supply 16 oz. (0.48 liters) or 32 oz. (0.95 liters) polyethylene globe.

3107

Basin mounted liquid soap dispenser

Finish: F21

Standard liquid type. Basin mounted Spout 102mm long.

Shank 120mm long, 32 oz. (0.95 liters) polyethylene globe.

Optional: Suffix "PS" for 16 oz. (0.48 liters) polyethylene globe.

3107L

Basin mounted liquid soap dispenser

Finish: F21

Standard liquid type. Basin mounted Spout 153mm long.

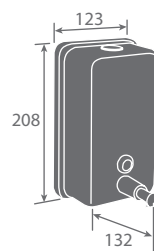
Shank 120mm long, 32 oz. (0.95 liters) polyethylene globe polished chrome finish.

Optional: Suffix "PS" for 16 oz. (0.48 liters) polyethylene globe.

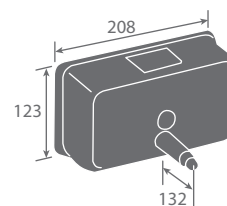


SOAP DISPENSERS

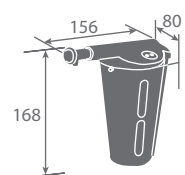
Dimensions
in millimeters



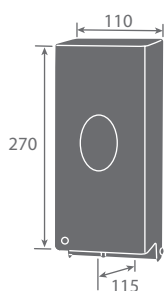
3092



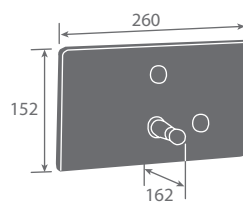
3094



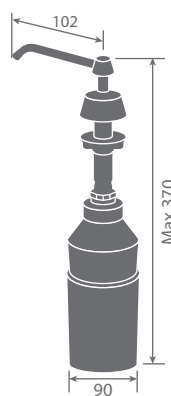
3096



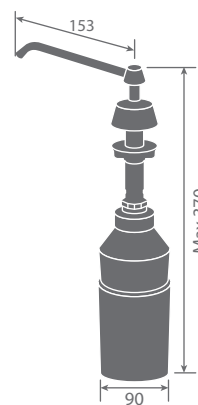
3098



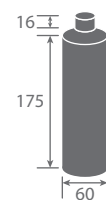
3132



3107



3107L



"PS" for 16 oz. (0.48 liters)

SHOWER SEATS

Constructed of 25mm diameter, SUS304 stainless steel with satin stainless steel finish.
Furnished with self-locking mechanism.
Flange: 80mm diameter, exposed screw type.
Finish: F24

3091
Folding shower seat

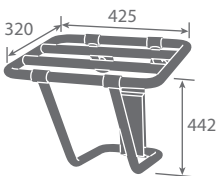


3091C
Folding shower seat
(with phenolic core cover)

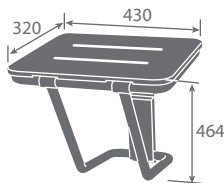


SHOWER SEATS

Dimensions
in millimeters



3091



3091C

TOILET SEAT COVER DISPENSER

TOILET SEAT COVER DISPENSER

Dimensions
in millimeters

FACIAL TISSUE DISPENSERS

FACIAL TISSUE DISPENSERS

Dimensions
in millimeters

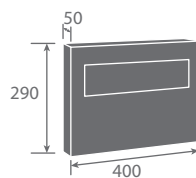
3152

Toilet seat cover dispenser

Finish: F24

Made of SUS304 stainless steel with satin stainless steel finish.

Dispenser: 250 seat covers.



3152

3153

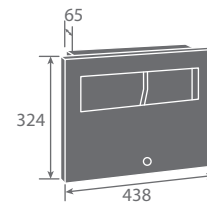

Recessed toilet seat cover dispenser

Finish: F24

Made of SUS304 stainless steel with satin stainless steel finish.

Dispenser: 500 seat covers.

Wall Opening: 395mm wide, 285mm high, 65mm deep.



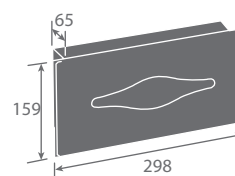

3153

3119

Recessed facial tissue dispenser

Finish: F25

Recessed mounting. Face plate is made of 0.8 mm SUS304 stainless steel with polished stainless steel finish. Snaps out for filling. Recessed mounting cabinet is galvanized steel. Wall Opening: 267mm wide, 133 mm high, 65mm deep.



3119

PAPER TOWEL DISPENSERS

3055S **NEW**

Paper towel dispenser

Finish: F24

Surface mounting. Made of SUS304 stainless steel with satin stainless steel finish. Unit has tumbler lock. Refill indicator slots with continuous stainless steel piano hinge.

Capacity : 275 C-fold, 600 multi-fold or 400 single ply C-fold paper towels.



3055

Paper towel dispenser

Finish: F24

Surface mounting. Made of SUS304 stainless steel with satin stainless steel finish. Unit has tumbler lock. Refill indicator slots with continuous stainless steel piano hinge.

Capacity : 275 C-fold, 600 multi-fold or 400 single ply C-fold paper towels.

3055W

Paper towel dispenser

Same as model 3055 except made of cold roll steel with white enamel finish.



3142

Recessed paper towel dispenser

Finish: F24

Recessed mounting. Dispenses 600 C-fold or 800 multi-fold paper towels.

Made of heavy gauge SUS304 stainless steel with stain stainless steel finish.

Wall Opening: 305mm wide, 664mm high, 102mm deep.



3147

Recessed paper towel dispenser

Finish: F24

Recessed mounting. Dispenses 350C-fold or 500 multi-fold paper towels. Made of heavy gauge SUS304 stainless steel with satin stainless steel finish.

Wall Opening: 280mm wide, 400mm high, 102mm deep.



3148

Paper towel dispenser

Finish: F24

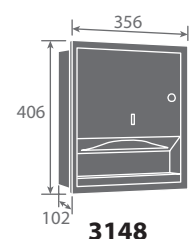
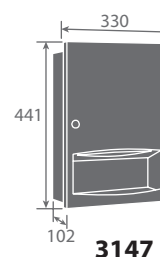
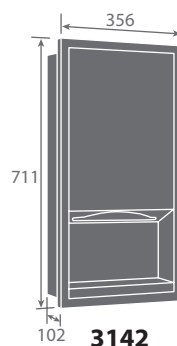
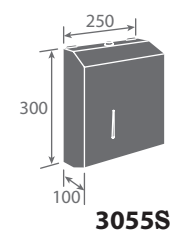
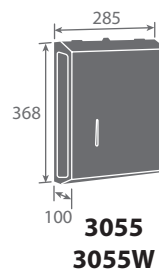
Recessed mounting. Dispenses 350C-fold or 475 multi-fold paper towels. Type of SUS304 stainless steel.

Wall Opening: 305mm wide, 356mm high, 102mm deep.



PAPER TOWEL DISPENSERS

Dimensions
in millimeters



PAPER TOWEL DISPENSERS AND WASTE DISPOSAL

3127

Paper towel dispenser and waste disposal

Finish: F24

Dispenses 600 C-fold or 800 multi-fold or 1100 single fold paper towels. With 10.5 gallons (47.3 litres) removable waste container.

SUS304 stainless steel. Suggested mounting height 1980mm from floor to top of unit.

Wall Opening: 324mm wide, 1842mm high, 159mm deep.



3128

Paper towel dispenser and waste disposal

Finish: F24

Dispenses 360 C-fold or 470 multi-fold paper towels. With

2 gallons (9 litres) removable waste

container. SUS304 stainless steel with satin stainless steel finish. Suggested mounting

height 1711mm from floor to top of unit.

Wall Opening: 305mm wide, 660mm high, 102mm deep.



3129

Paper towel dispenser and waste disposal

Finish: F24

Dispenses 600 C-fold or 800 multi-fold or 1100 single fold paper towels. Receptacle

capacity 7 gallons (31.5 litres). SUS304

stainless steel with satin stainless steel finish. Suggested mounting height 1497mm from

floor to top of unit.

Wall Opening: 340mm wide, 1355mm high, 150mm deep.



3145

Recessed paper towel dispenser and disposal

Finish: F24

Recessed mounting. Dispenses 600 C-fold, 800 multi-fold or 1100 single fold paper towels. Full face stainless steel door with satin stainless steel finish, concealed heavy duty stainless steel piano hinge and tumbler locks.

Removable interior waste container. Whole unit is made of heavy gauge SUS304 stainless steel.

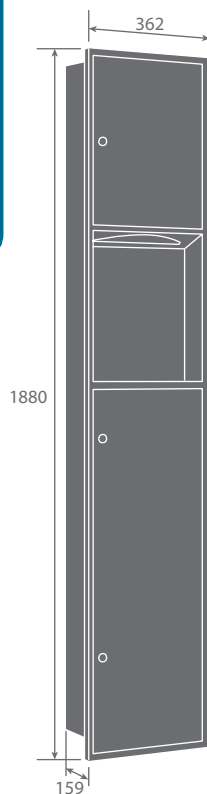
Capacity: 7 gallons (31.5 litres).

Wall Opening: 292mm wide, 1360mm high, 145mm deep.

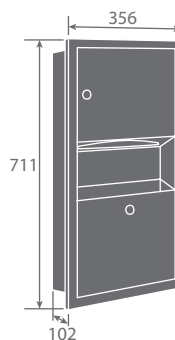


PAPER TOWEL DISPENSERS AND WASTE DISPOSAL

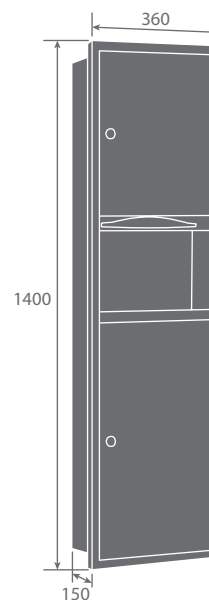
Dimensions
in millimeters



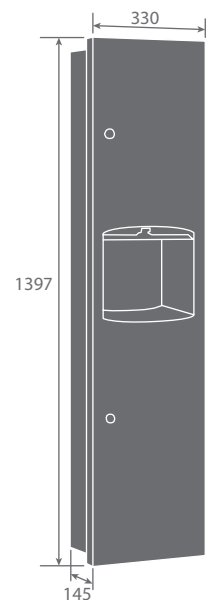
3127



3128



3129



3145

WASTE
DISPOSALS

3120
Towel and waste receptacle

Finish: F24
Free standing
floor units
made of SUS304
stainless steel
with satin
stainless steel
finish.



3121
Towel and waste receptacle

Finish: F24
Free standing
floor units
made of
SUS304
stainless steel
with satin
stainless steel
finish.



3121-S
Towel and waste receptacle

Finish: F24
Free standing floor
units made of
SUS304 stainless
steel with satin
stainless steel
finish.



3125
Towel and waste receptacle
with cover

Finish: F24
Free standing
floor units
made of SUS304
stainless steel
with satin
stainless steel
finish.



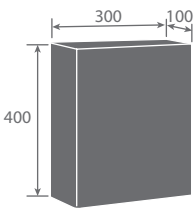
3131
Sanitary napkin and towel
receptacle

Finish: F24
Wall mounting unit.
SUS304 stainless steel
with satin stainless
steel finish. Cover
mounted on stainless
steel piano hinge.
Lower trap door with
self-closing lock.

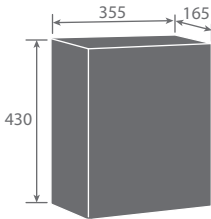


WASTE
DISPENSERS

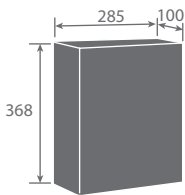
Dimensions
in millimeters



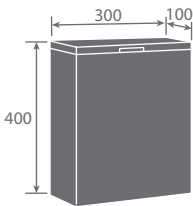
3120



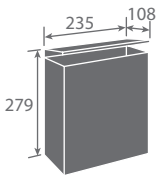
3121



3121-S



3125



3131

WASTE RECEPTACLE

3146

Recessed paper towel disposal

Finish: F24

Recessed mounting with 4 gallons (18 litres) capacity. Self-closing cover panel. Made of heavy gauge SUS304 stainless steel with satin stainless steel finish.

Wall Opening: 311mm wide, 660mm high, 102mm deep.



3149

Recessed waste receptacle

Finish: F24

Whole Unit is made of SUS304 stainless steel with satin stainless finish.

Wall Opening : 305mm wide, 664mm high, 102mm deep.



3150

Surface mounted corner waste receptacle

Finish: F24

Whole unit is made of SUS304 stainless steel with satin stainless steel finish and white basket inside for use in toilet or nook.



3151

Square ash-n-trash receptacle

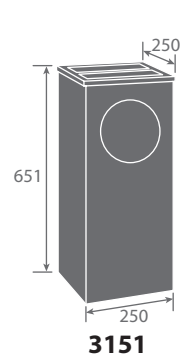
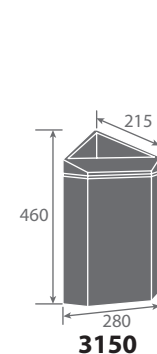
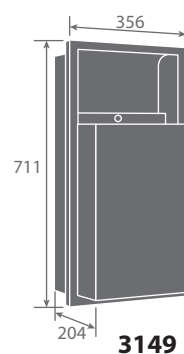
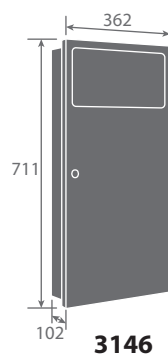
Finish: F24

Whole unit is made of SUS304 stainless steel with satin stainless steel finish. Combination waste receptacle and removable ashtray. Sand pet ashtray and round hole.




WASTE RECEPTACLE

Dimensions
in millimeters



Stainless Steel Grab Bars Configurations

Ø25mm, Ø32mm & Ø38mm tubing all grab bars are made of 1.2mm thickness SUS304 tubing.



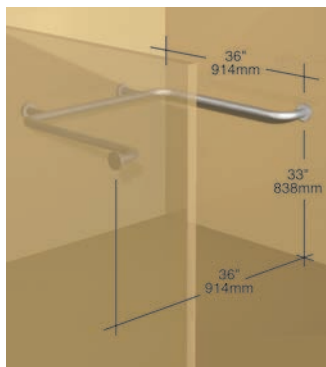
101
Vertically or Horizontally



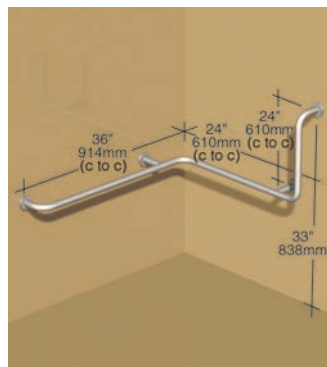
103
Bent angle grab bar



104LH
Horizontal right angle hung grab bar



111
Shower stall support bar



112LH
Horizontal angle two way shower bar



114
Wall hung with straddle bar



115
Floor to wall



116LH
Horizontal angle



117LH
Two way tub bar horizontal angle



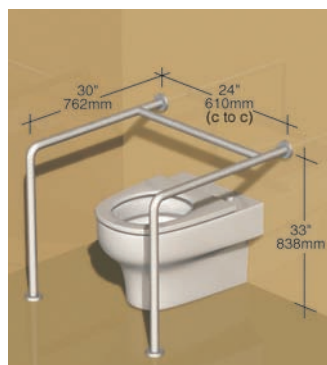
119RH
Wall hung slide bar with outrigger



122RH
Floor to wall with outrigger



124
Wall hung wheel chair toilet compartment



131
Wall to floor straddle bar



132RH
Floor to wall with one end straddle bar

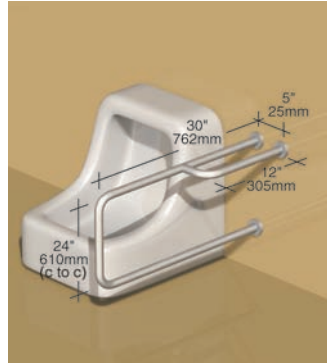


133RH
Wall to floor with outrigger



134

Wall hung straddle bar (flush valve)



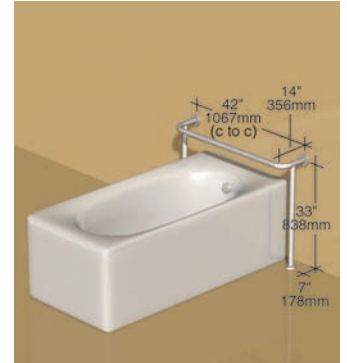
135RH

Wall hung slide bar with outrigger



136RH

Floor to wall single support bar



137

Floor to wall two end double support bar



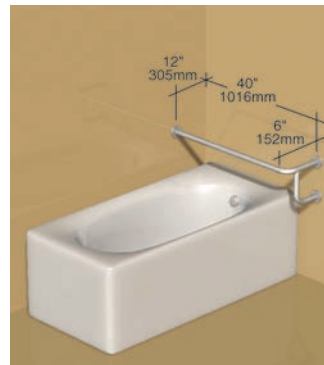
138RH

Wall hung side bar with outrigger



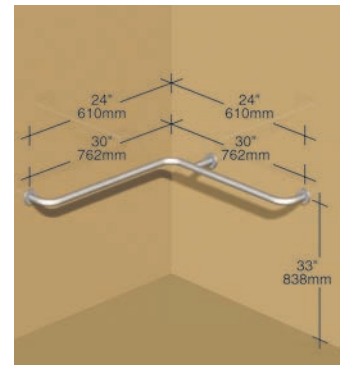
140LH

Horizontal angle



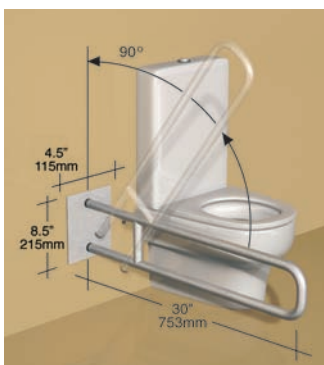
141RH

Two end single support bar



142

Horizontal two wall shower bar



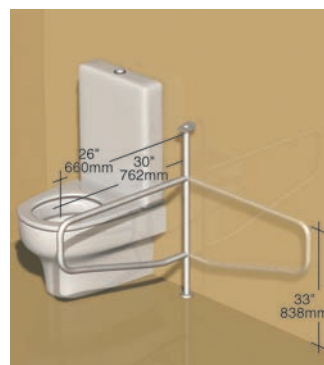
152

Swings up grab bar only ø32mm tubing



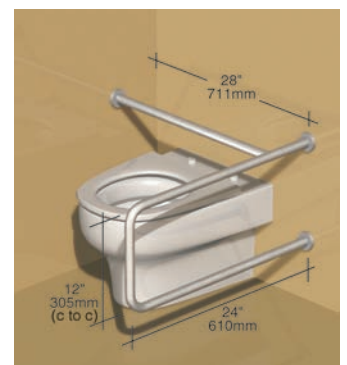
153

Swings up grab bar only ø32mm tubing



154

Wall to floor slide bar with outrigger
only ø38mm tubing



155RH

Wall hung with one end straddle bar

How to Order:

Mounting	Size	Model	Hand	Finish
SGB2	32	138	RH	F24



Name of quality & dependability

www.boncohardware.com

BONCO Ironmongery Ltd.

A Member of E. Bon Holdings (HKEx stock code 599)

16/F, First Commercial Building, 33 Leighton Rd., Causeway Bay, H.K.
Tel : (852) 2891 2188 Fax : (852) 2834 2652