


## Elegant Touch To Entry



high quality handles locks

4919K .....	LA4
4920K .....	LA4
4921K .....	LA5
4922DTK .....	LA5
4922K .....	LA5
4923DH .....	LA6
4923K .....	LA6
4924DTK .....	LA7
4924K .....	LA7
4925K .....	LA8
4926DTK .....	LA8
4926K .....	LA9
4927K .....	LA9
4928DTK .....	LA10
4928K .....	LA10
4929K .....	LA11
4930DTK .....	LA11
4930K .....	LA11
4931K .....	LA12
4932K .....	LA12
4933K .....	LA13
4934K .....	LA13
4935K .....	LA14
4936K .....	LA14
4937K .....	LA15
4938K .....	LA15
4939K .....	LA16
4951K .....	LA16
4952K .....	LA17
4953K .....	LA17
4954K .....	LA18
4990K .....	LA18
Dimensions.....	LA19-21
Levers / Knobs.....	LA22-23
Dummy Cylinder / Cylinder Collars / Turn Pieces .....	LA24-25
Finish.....	LA26
Combination .....	LA27-32
Mortise Locks .....	LA33-34
Mortise Locks Function / How to Order .....	LA35-36
Table of Cylinder Lengths.....	LA37-38




4900 Series

LA4-21



Levers / Knobs

LA22-23



Dummy Cylinder / Cylinder Collars / Turn Pieces

LA24-25



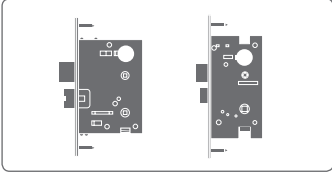
Finish

LA26



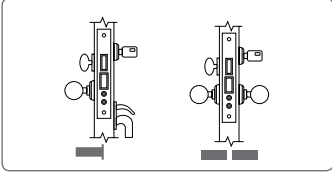
Combination

LA27-32



Mortise Locks

LA33-34



Mortise Locks Function / How to Order

LA35-36

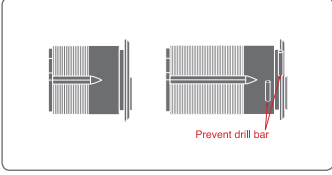


Table of Cylinders lengths

LA37-38

## 4900 SERIES

Entrance Handle

### 4900 Series

We are pleased to introduce our full range of the best quality mortise locks with various exquisite decorative handles. All the mortise locks and brass made accessories are manufactured in our own plant with complete care to quality control. We hope you enjoy browsing through our 4900 Series product line.

#### 4919K

F13 Bright Gold



Outside Unit



Inside Unit

#### 4920K

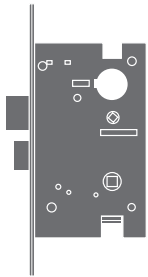
F21 Bright Chrome



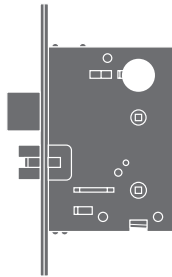
Outside Unit



Inside Unit



**EURO Mortise**



**ANSI Mortise**

### 4921K

F16 PVD Finish



Outside Unit



Inside Unit

### 4922DTK

F13 Bright Gold



Outside Unit



Inside Unit

### 4922K

F32 Antique Copper



Outside Unit



Inside Unit

## 4900 SERIES

Entrance Handle

### Tarnish-Free PVD Finish

It is a great obstacle to be trouble-free against tarnishing for brass made hardware. That is why **BONCO** has a private facility to provide the PVD treatment which gives you the trouble-free solution against tarnishing. Enjoy the longest life of shining accent on your doors.

### 4923DH

F22 Satin Nickel



Outside Unit



Inside Unit

### 4923K

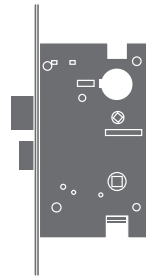
F13 Bright Gold Edge /  
F18 Sand Gold



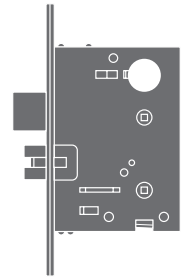
Outside Unit



Inside Unit



**EURO Mortise**



**ANSI Mortise**

## **4924DTK**

F22 Satin Nickel



Outside Unit



Inside Unit

## **4924K**

F16 PVD Finish



Outside Unit



Inside Unit

## 4900 SERIES

Entrance Handle

### Finishing

The 4900 series of **BONCO** Entrance Handles are available in 8 different finishes. These finishes were chosen due to their compatibility with many, if not all, colour combinations of the environment in which the piece is fitted.

### 4925K

F22 Satin Nickel



Outside Unit

Inside Unit

### 4926DTK

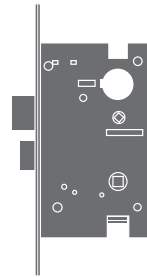
F21 Bright Chrome Edge /  
F26 Sand Chrome



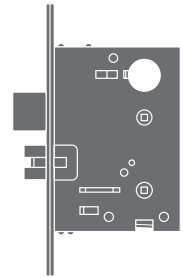
Outside Unit

Inside Unit





**EURO Mortise**



**ANSI Mortise**

## 4926K

F13 Bright Gold Edge /  
F18 Sand Gold



Outside Unit



Inside Unit

## 4927K

F16 PVD Finish



Outside Unit



Inside Unit

## 4900 SERIES

Entrance Handle

### Dependability and security

The simple design and solid functionality provides a premium touch every time you open the door. Simplicity reduces errors. **BONCO** optimizes and simplifies their products as an ongoing process to be reliable and dependable. Enjoy the beauty along with the security of **BONCO** products for years to come.

### 4928DTK

F21 Bright Chrome



Outside Unit



Inside Unit

### 4928K

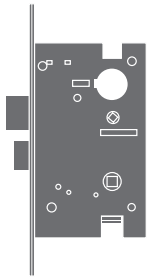
F16 PVD Finish



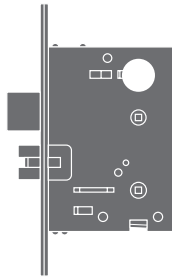
Outside Unit



Inside Unit



**EURO Mortise**



**ANSI Mortise**

### 4929K

F13 Bright Gold Edge /  
F18 Sand Gold



Outside Unit



Inside Unit

### 4930DTK

F31 Antique Brass



Outside Unit



Inside Unit

### 4930K

F22 Satin Nickel



Outside Unit



Inside Unit

## 4900 SERIES

Entrance Handle

### Design

Our design team brings ideas from different parts of the world to create pieces that are aesthetically pleasing to a wide audience. Whether you seek slim, curved, or heavy imageries, you can find suitable models to match your taste. Accent your entryway and give the deepest impression to your visitors.

### Connect Your Imagination

You will notice that existing **BONCO** products contain the same flavour of finishes. This allows the quality entrance handles to match seamlessly with the wide range of **BONCO** products and give the feeling of unity.

### 4931K

F21 Bright Chrome



Outside Unit



Inside Unit

### 4932K

F13 Bright Gold Edge /

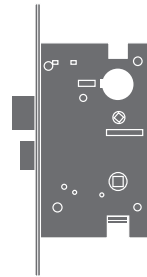
F18 Sand Gold



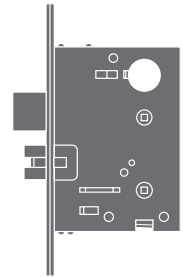
Outside Unit



Inside Unit



**EURO Mortise**



**ANSI Mortise**

### 4933K

F13 Bright Gold Edge /  
F18 Sand Gold



Outside Unit



Inside Unit

### 4934K

F21 Bright Chrome Edge /  
F26 Sand Chrome



Outside Unit



Inside Unit

## 4900 SERIES

Entrance Handle

### Flexibility

The **BONCO** 4900 series are thoughtfully suitable for both Euro Mortise and ANSI Mortise. Thus, it fits any kind of door set you may desire.

### Varieties

The **BONCO** 4900 series have lots of varieties and combination you can choose from to fit your personal unique style.

### 4935K

F21 Bright Chrome Edge /  
F26 Sand Chrome



Outside Unit



Inside Unit

### 4936K

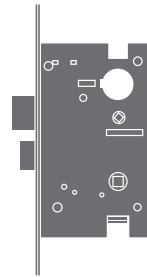
F13 Bright Gold Edge /  
F18 Sand Gold



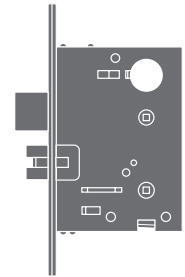
Outside Unit



Inside Unit



**EURO Mortise**



**ANSI Mortise**

### **4937K**

F13 Bright Gold Edge /  
F18 Sand Gold



Outside Unit



Inside Unit

### **4938K**

F13 Bright Gold Edge /  
F18 Sand Gold



Outside Unit



Inside Unit

# 4900 SERIES

Entrance Handle

### Selection

The **BONCO** 4900 series DTK let you match with different kinds of Knob Handles and Turn Pieces. Each combination creates a different style of your own.

### Handles

The **BONCO** 4900 series DTL can match with 24 different yet distinctive Lever Handles. You can Handle your own handles any style you desire.

## 4939K

F21 Bright Chrome Edge /  
F26 Sand Chrome



Outside Unit



Inside Unit

## 4951K

F21 Bright Chrome Edge /  
F26 Sand Chrome

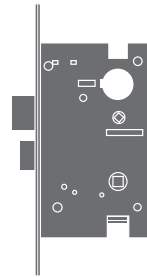


Outside Unit

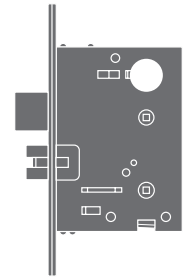


Inside Unit





**EURO Mortise**



**ANSI Mortise**

## 4952K

F21 Bright Chrome Edge /  
F26 Sand Chrome



Outside Unit



Inside Unit

## 4953K

F13 Bright Gold Edge /  
F18 Sand Gold



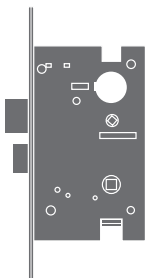
Outside Unit



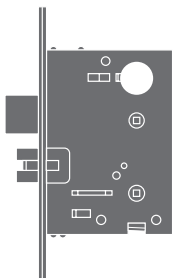
Inside Unit

4900  
SERIES

Entrance Handle



EURO Mortise



ANSI Mortise

4954K

F21 Bright Chrome Edge /  
F26 Sand Chrome



Outside Unit



Inside Unit

4990K

(Zinc Diecast)  
F21 Bright Chrome



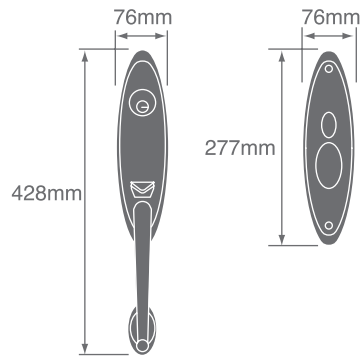
Outside Unit



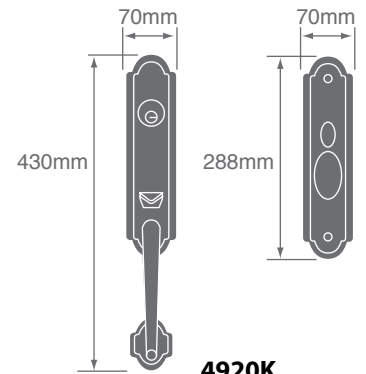
Inside Unit

# 4900 SERIES

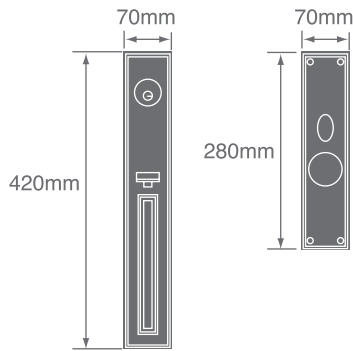
Dimensions  
in millimeters



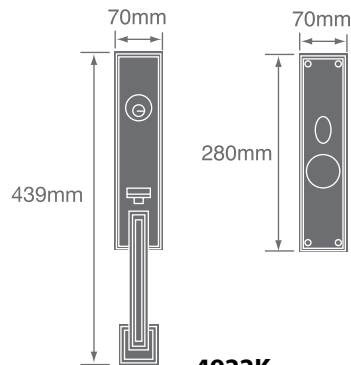
**4919K**



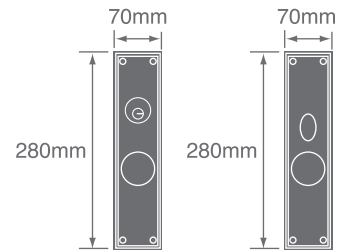
**4920K**



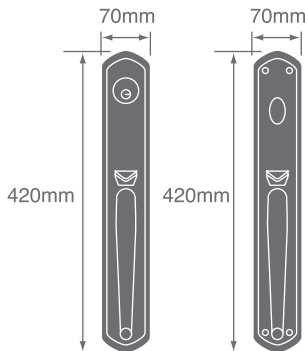
**4921K**



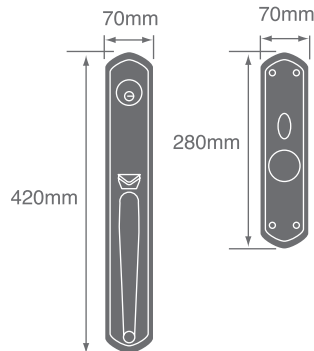
**4922K**



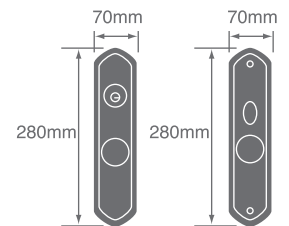
**4922DTK**



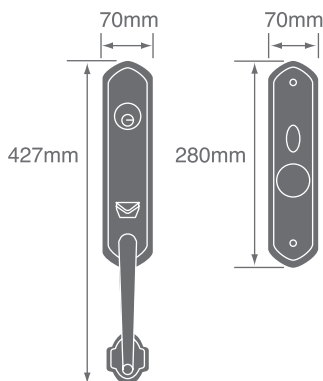
**4923DH**



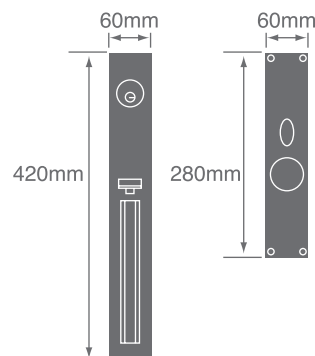
**4923K**



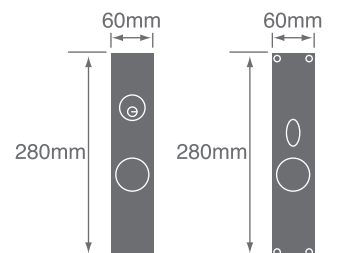
**4924DTK**



**4924K**



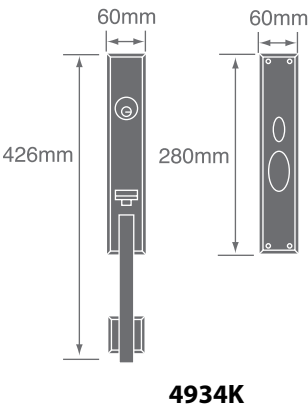
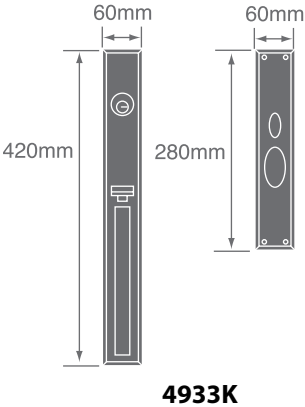
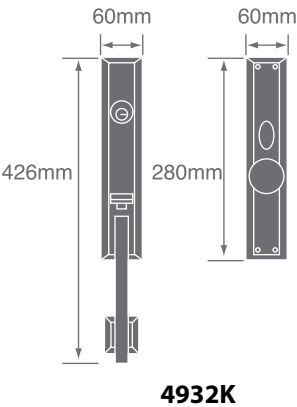
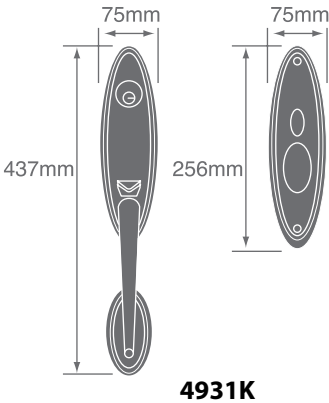
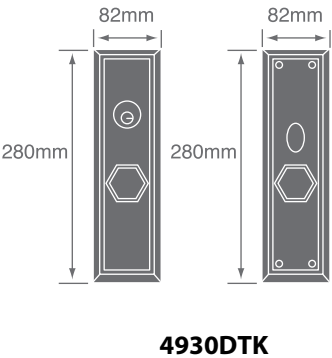
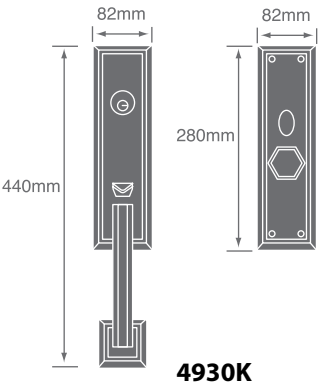
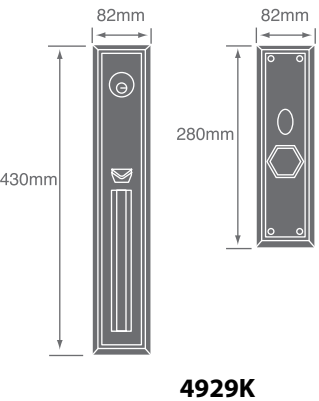
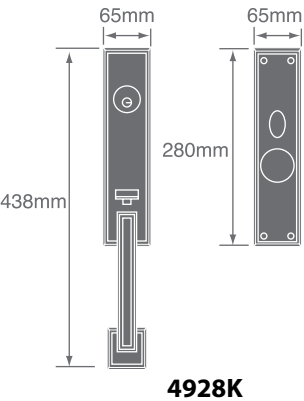
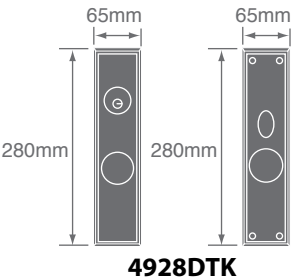
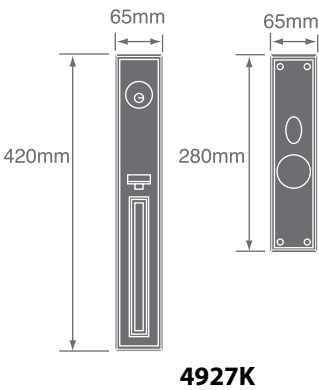
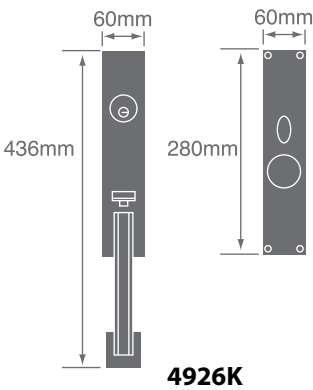
**4925K**

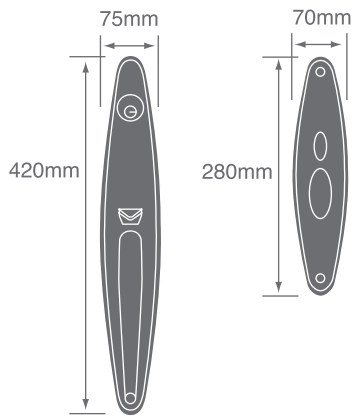


**4926DTK**

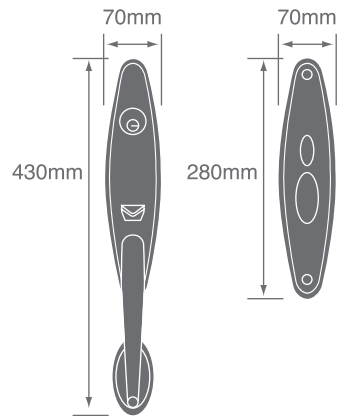
4900  
SERIES

Dimensions  
in millimeters

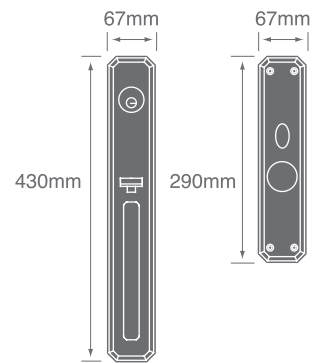




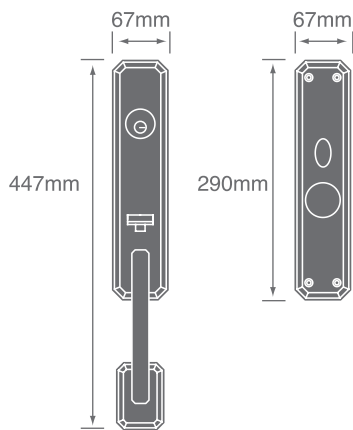
**4935K**



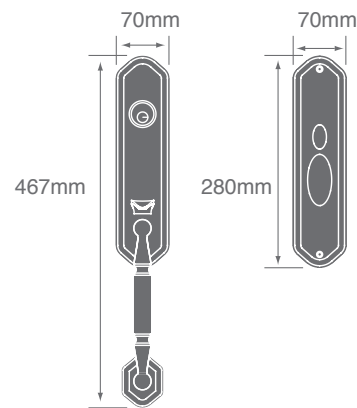
**4936K**



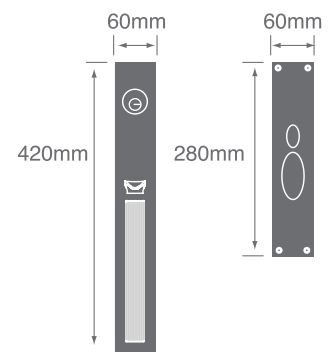
**4937K**



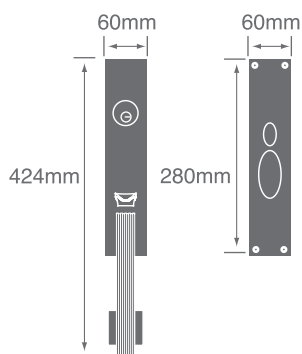
**4938K**



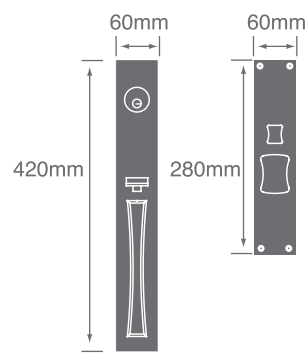
**4939K**



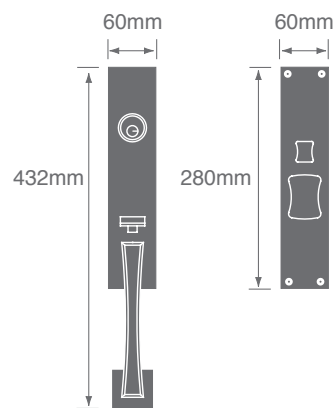
**4951K**



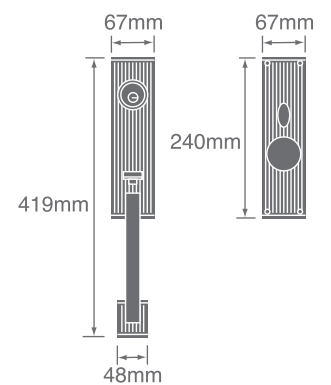
**4952K**



**4953K**



**4954K**



**4990K**

## Levers/Knobs

The following Designs of levers and knobs are available and suitable for all the trim designs.

**SB201**



**SB202**



**SB203**



**SB204**



**SB205**



**SB206**



**SB207**



**SB208**



**SB209**



**SB210**



**SB211**



**SB212**



**SB213**



**SB214**



**SB215**



**SB216**



**SB217**



**SB219**



**SB220**



**SB221**



**SB222**



**SB223**



**SB225**



**SB226**

**NEW**



**SBK801**



**SBK802**



**SBK803**



**SBK804**



**SBK805**



**SBK806**

**NEW**



Dummy  
Cylinder /  
Cylinder  
Collars

**4681**  
Dummy Cylinder  
With fixing back plate  
& screws



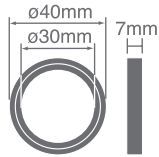
**4682A / 4682B / 4682C**  
Cylinder Collars  
To be supplied with adjustable spring



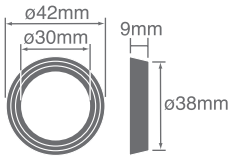
**4682-A**      **4682-B**      **4682-C**

**4682  
SERIES**

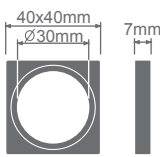
Dimensions  
in millimeters



**4682-A**




**4682-B**



**4682-C**

Turn Pieces

**4680-A**




**4680-B**



**4680-C**



**4680-D**



**4680-E** **NEW**



**4680-G** **NEW**

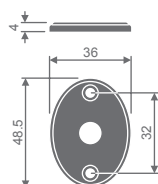




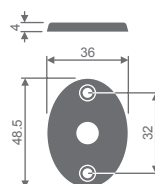


## Turn Pieces

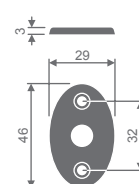
Dimensions  
in millimeters



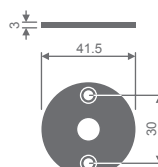
4680-A



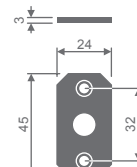
4680-B



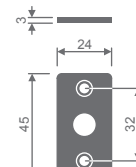
4680-C



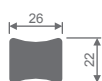
4680-D



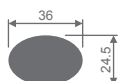
4680-E



4680-G



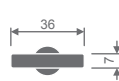
4680-1



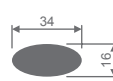
4680-2



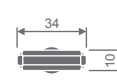
4680-3



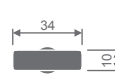
4680-4



4680-5



4680-6



4680-7

## Turn Pieces

Example for set



4680-1A



4680-4D



4680-5C











4680-6E

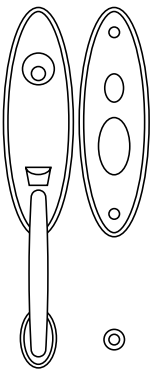
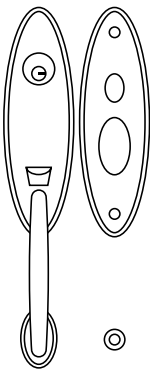
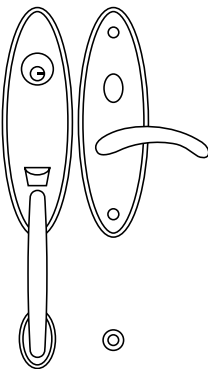
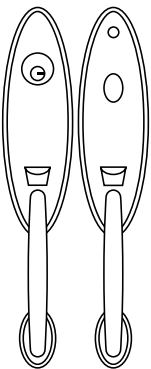
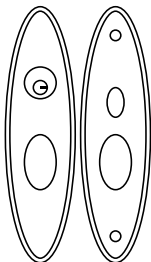
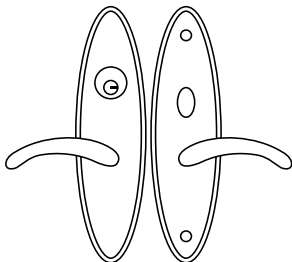


4680-7G

## Finish (Brass made)

								
	<b>F13 Bright Gold</b>	<b>F13/18 Bright Gold Edge / Sand Gold</b>	<b>F16 PVD Finish</b>	<b>F21 Bright Chrome</b>	<b>F21/26 Bright Chrome Edge / Sand Chrome</b>	<b>F22 Satin Nickel</b>	<b>F31 Antique Brass</b>	<b>F32 Antique Copper</b>
4919	<input checked="" type="checkbox"/>	<input checked="" type="checkbox"/>	<input checked="" type="checkbox"/>	<input checked="" type="checkbox"/>	<input checked="" type="checkbox"/>	<input checked="" type="checkbox"/>	<input checked="" type="checkbox"/>	<input checked="" type="checkbox"/>
4920	<input checked="" type="checkbox"/>	<input checked="" type="checkbox"/>	<input checked="" type="checkbox"/>	<input checked="" type="checkbox"/>	<input checked="" type="checkbox"/>	<input checked="" type="checkbox"/>	<input checked="" type="checkbox"/>	<input checked="" type="checkbox"/>
4921	<input checked="" type="checkbox"/>	<input checked="" type="checkbox"/>	<input checked="" type="checkbox"/>	<input checked="" type="checkbox"/>	<input checked="" type="checkbox"/>	<input checked="" type="checkbox"/>	<input checked="" type="checkbox"/>	<input checked="" type="checkbox"/>
4922	<input checked="" type="checkbox"/>	<input checked="" type="checkbox"/>	<input checked="" type="checkbox"/>	<input checked="" type="checkbox"/>	<input checked="" type="checkbox"/>	<input checked="" type="checkbox"/>	<input checked="" type="checkbox"/>	<input checked="" type="checkbox"/>
4923	<input checked="" type="checkbox"/>	<input checked="" type="checkbox"/>	<input checked="" type="checkbox"/>	<input checked="" type="checkbox"/>	<input checked="" type="checkbox"/>	<input checked="" type="checkbox"/>	<input checked="" type="checkbox"/>	<input checked="" type="checkbox"/>
4924	<input checked="" type="checkbox"/>	<input checked="" type="checkbox"/>	<input checked="" type="checkbox"/>	<input checked="" type="checkbox"/>	<input checked="" type="checkbox"/>	<input checked="" type="checkbox"/>	<input checked="" type="checkbox"/>	<input checked="" type="checkbox"/>
4925	<input checked="" type="checkbox"/>	<input checked="" type="checkbox"/>	<input checked="" type="checkbox"/>	<input checked="" type="checkbox"/>	<input checked="" type="checkbox"/>	<input checked="" type="checkbox"/>	<input checked="" type="checkbox"/>	<input checked="" type="checkbox"/>
4926	<input checked="" type="checkbox"/>	<input checked="" type="checkbox"/>	<input checked="" type="checkbox"/>	<input checked="" type="checkbox"/>	<input checked="" type="checkbox"/>	<input checked="" type="checkbox"/>	<input checked="" type="checkbox"/>	<input checked="" type="checkbox"/>
4927	<input checked="" type="checkbox"/>	<input checked="" type="checkbox"/>	<input checked="" type="checkbox"/>	<input checked="" type="checkbox"/>	<input checked="" type="checkbox"/>	<input checked="" type="checkbox"/>	<input checked="" type="checkbox"/>	<input checked="" type="checkbox"/>
4928	<input checked="" type="checkbox"/>	<input checked="" type="checkbox"/>	<input checked="" type="checkbox"/>	<input checked="" type="checkbox"/>	<input checked="" type="checkbox"/>	<input checked="" type="checkbox"/>	<input checked="" type="checkbox"/>	<input checked="" type="checkbox"/>
4929		<input checked="" type="checkbox"/>			<input checked="" type="checkbox"/>	<input checked="" type="checkbox"/>	<input checked="" type="checkbox"/>	<input checked="" type="checkbox"/>
4930		<input checked="" type="checkbox"/>			<input checked="" type="checkbox"/>	<input checked="" type="checkbox"/>	<input checked="" type="checkbox"/>	<input checked="" type="checkbox"/>
4931	<input checked="" type="checkbox"/>	<input checked="" type="checkbox"/>	<input checked="" type="checkbox"/>	<input checked="" type="checkbox"/>	<input checked="" type="checkbox"/>	<input checked="" type="checkbox"/>	<input checked="" type="checkbox"/>	<input checked="" type="checkbox"/>
4932	<input checked="" type="checkbox"/>	<input checked="" type="checkbox"/>	<input checked="" type="checkbox"/>	<input checked="" type="checkbox"/>	<input checked="" type="checkbox"/>	<input checked="" type="checkbox"/>	<input checked="" type="checkbox"/>	<input checked="" type="checkbox"/>
4933		<input checked="" type="checkbox"/>			<input checked="" type="checkbox"/>	<input checked="" type="checkbox"/>	<input checked="" type="checkbox"/>	<input checked="" type="checkbox"/>
4934		<input checked="" type="checkbox"/>			<input checked="" type="checkbox"/>	<input checked="" type="checkbox"/>	<input checked="" type="checkbox"/>	<input checked="" type="checkbox"/>
4935		<input checked="" type="checkbox"/>			<input checked="" type="checkbox"/>	<input checked="" type="checkbox"/>	<input checked="" type="checkbox"/>	<input checked="" type="checkbox"/>
4936		<input checked="" type="checkbox"/>			<input checked="" type="checkbox"/>	<input checked="" type="checkbox"/>	<input checked="" type="checkbox"/>	<input checked="" type="checkbox"/>
4937	<input checked="" type="checkbox"/>	<input checked="" type="checkbox"/>	<input checked="" type="checkbox"/>	<input checked="" type="checkbox"/>	<input checked="" type="checkbox"/>	<input checked="" type="checkbox"/>	<input checked="" type="checkbox"/>	<input checked="" type="checkbox"/>
4938	<input checked="" type="checkbox"/>	<input checked="" type="checkbox"/>	<input checked="" type="checkbox"/>	<input checked="" type="checkbox"/>	<input checked="" type="checkbox"/>	<input checked="" type="checkbox"/>	<input checked="" type="checkbox"/>	<input checked="" type="checkbox"/>
4939	<input checked="" type="checkbox"/>	<input checked="" type="checkbox"/>	<input checked="" type="checkbox"/>	<input checked="" type="checkbox"/>	<input checked="" type="checkbox"/>	<input checked="" type="checkbox"/>	<input checked="" type="checkbox"/>	<input checked="" type="checkbox"/>
4951	<input checked="" type="checkbox"/>	<input checked="" type="checkbox"/>	<input checked="" type="checkbox"/>	<input checked="" type="checkbox"/>	<input checked="" type="checkbox"/>	<input checked="" type="checkbox"/>	<input checked="" type="checkbox"/>	<input checked="" type="checkbox"/>
4952	<input checked="" type="checkbox"/>	<input checked="" type="checkbox"/>	<input checked="" type="checkbox"/>	<input checked="" type="checkbox"/>	<input checked="" type="checkbox"/>	<input checked="" type="checkbox"/>	<input checked="" type="checkbox"/>	<input checked="" type="checkbox"/>
4953	<input checked="" type="checkbox"/>	<input checked="" type="checkbox"/>	<input checked="" type="checkbox"/>	<input checked="" type="checkbox"/>	<input checked="" type="checkbox"/>	<input checked="" type="checkbox"/>	<input checked="" type="checkbox"/>	<input checked="" type="checkbox"/>
4954	<input checked="" type="checkbox"/>	<input checked="" type="checkbox"/>	<input checked="" type="checkbox"/>	<input checked="" type="checkbox"/>	<input checked="" type="checkbox"/>	<input checked="" type="checkbox"/>	<input checked="" type="checkbox"/>	<input checked="" type="checkbox"/>
4990	<input checked="" type="checkbox"/>		<input checked="" type="checkbox"/>	<input checked="" type="checkbox"/>	<input checked="" type="checkbox"/>	<input checked="" type="checkbox"/>	<input checked="" type="checkbox"/>	<input checked="" type="checkbox"/>

## Combination

K Dummy	K	L	DH	DTK	DTL
					

**K Dummy** Entrance Handle with Dummy Cylinder

**K** Entrance Handle with Knob inside

**L** Entrance Handle with Lever inside

**DH** Entrance Double Handle Set

**DTK** Double Knobs with escutcheons

**DTL** Double Levers with escutcheons

### 4919

4919K Dummy



4919DH



4919L



4919DTK



4919DTL



**DTK (Knob)** : Select the design refer to page LA23

**DTL (Lever)** : Select the design refer to page LA22~23

**L (Lever)** : Select the design refer to page LA22~23

### 4920

4920K Dummy



4920DH



4920L



4920DTK



4920DTL



**DTK (Knob)** : Select the design refer to page LA23

**DTL (Lever)** : Select the design refer to page LA22~23

**L (Lever)** : Select the design refer to page LA22~23




Combination

4921

4921K Dummy

4921DH

4921L



L (Lever) : Select the design refer to page LA22~23

4922






4922K Dummy

4922DH

4922L

4922DTK

4922DTL



DTK (Knob) : Select the design refer to page LA23

DTL (Lever) : Select the design refer to page LA22~23




L (Lever) : Select the design refer to page LA22~23

4923

4923K Dummy

4923DH

4923L



L (Lever) : Select the design refer to page LA22~23

4924






4924K Dummy

4924DH

4924L

4924DTK

4924DTL



DTK (Knob) : Select the design refer to page LA23

DTL (Lever) : Select the design refer to page LA22~23




L (Lever) : Select the design refer to page LA22~23

4925

4925K Dummy

4925DH

4925L



L (Lever) : Select the design refer to page LA22~23

## 4926

4926K Dummy



4926DH



4926L



4926DTK



4926DTL



**DTK (Knob)** : Select the design refer to page LA23  
**DTL (Lever)** : Select the design refer to page LA22~23  
**L (Lever)** : Select the design refer to page LA22~23

## 4927

4927K Dummy



4927DH



4927L



**L (Lever)** : Select the design refer to page LA22~23

## 4928

4928K Dummy



4928DH



4928L



4928DTK



4928DTL



**DTK (Knob)** : Select the design refer to page LA23  
**DTL (Lever)** : Select the design refer to page LA22~23  
**L (Lever)** : Select the design refer to page LA22~23

## 4929

4929K Dummy



4929DH



4929L



**L (Lever)** : Select the design refer to page LA22~23

## 4930

4930K Dummy



4930DH



4930L



4930DTK



4930DTL




**DTK (Knob)** : Select the design refer to page LA23  
**DTL (Lever)** : Select the design refer to page LA22~23  
**L (Lever)** : Select the design refer to page LA22~23


Combination

4931


4931K Dummy




4931DH




4931L



4931DTK



4931DTL




DTK (Knob) : Select the design refer to page LA23

DTL (Lever) : Select the design refer to page LA22~23


L (Lever) : Select the design refer to page LA22~23

4932


4932K Dummy




4932L



4932DTK



4932DTL




DTK (Knob) : Select the design refer to page LA23

DTL (Lever) : Select the design refer to page LA22~23


L (Lever) : Select the design refer to page LA22~23

4933

4933K Dummy




4933L




L (Lever) : Select the design refer to page LA22~23

4934


4934K Dummy




4934L



4934DTK



4934DTL




DTK (Knob) : Select the design refer to page LA23

DTL (Lever) : Select the design refer to page LA22~23


L (Lever) : Select the design refer to page LA22~23

4935


4935K Dummy



4935DH



4935L



L (Lever) : Select the design refer to page LA22~23

## 4936

4936K Dummy



4936DH



4936L



4936DTK



4936DTL



DTK (Knob) : Select the design refer to page LA23  
DTL (Lever) : Select the design refer to page LA22~23  
L (Lever) : Select the design refer to page LA22~23

## 4937

4937K Dummy



4937DH



4937L



L (Lever) : Select the design refer to page LA22~23

## 4938

4938K Dummy



4938DH



4938L



4938DTK



4938DTL



DTK (Knob) : Select the design refer to page LA23  
DTL (Lever) : Select the design refer to page LA22~23  
L (Lever) : Select the design refer to page LA22~23

## 4939

4939K Dummy



4939DH



4939L



4939DTK



4939DTL



DTK (Knob) : Select the design refer to page LA23  
DTL (Lever) : Select the design refer to page LA22~23  
L (Lever) : Select the design refer to page LA22~23

## 4951

4951K Dummy



4951L



L (Lever) : Select the design refer to page LA22~23

Combination

4952

4952K Dummy



4952L



4952DTK



4952DTL



DTK (Knob) : Select the design refer to page LA23  
DTL (Lever) : Select the design refer to page LA22~23  
L (Lever) : Select the design refer to page LA22~23

4953

4953K Dummy



4953DH



4953L



L (Lever) : Select the design refer to page LA22~23

4954

4954K Dummy



4954DH



4954L



4954DTK



4954DTL



DTK (Knob) : Select the design refer to page LA23  
DTL (Lever) : Select the design refer to page LA22~23  
L (Lever) : Select the design refer to page LA22~23

4990

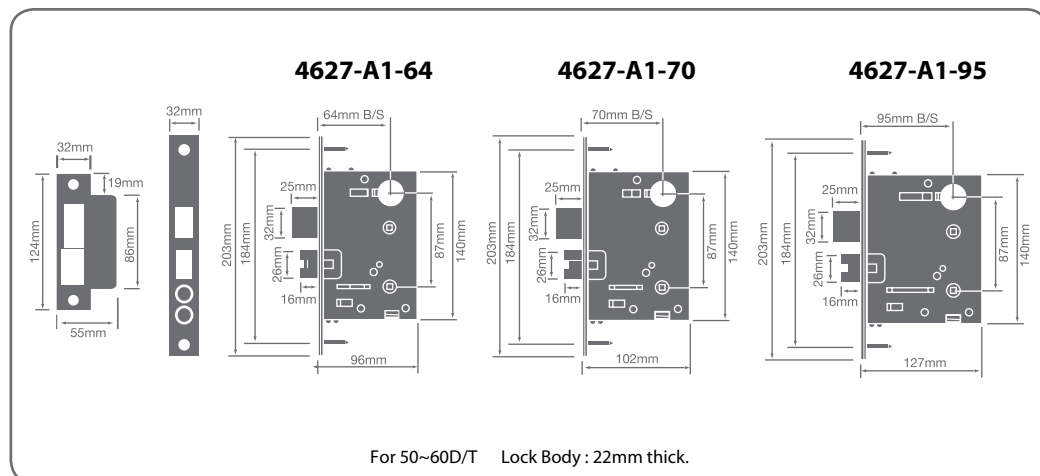
4990K Dummy





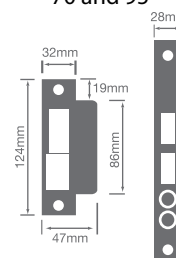
## 4627 ANSI Mortise Lock

**BONCO** high quality mortise locks conform to all performance standards. The combination of a **BONCO** mortise lock, with a **BONCO** Entrance Handle brings beauty and security to your doors. Depending on the size of the trims and doors, you can choose from a 64mm, 70mm or 95mm backset.



**Narrow strike plates and armored fronts are also available for thinner door**

For Thinner Door  
4627-A1-(28)-64 or  
70 and 95

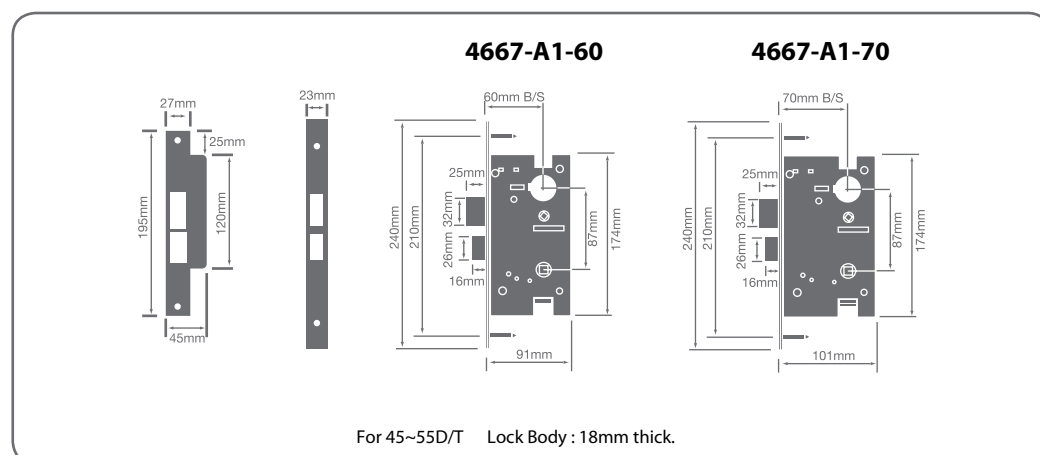


For 34~45D/T

- 25mm throw solid brass dead bolt
- Saw-proof hardened steel pins in the dead bolt
- Anti-Friction latch bolt
- Anti-Panic release function (one action of inside knob or lever can retract both dead bolt & latch bolt)
- Split hubs are available for Knob & Lever use
- 2.5mm Thick Strike Plate
- Backset : 64mm, 70mm, 95mm
- High grade steel security strike is supplied for all keyed lock functions in addition to regular strike
- (Passed 500,000 cycle test)

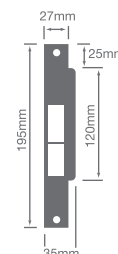
## 4667 EURO Mortise Lock

**BONCO** high quality mortise locks conform to all performance standards. The combination of a **BONCO** mortise lock, with a **BONCO** Entrance Handle brings beauty and security to your doors. Depending on the size of the trims and doors, you can choose from a 60mm or 70mm backset.



**Narrow strike plates are also available for thinner door**

For Thinner Door



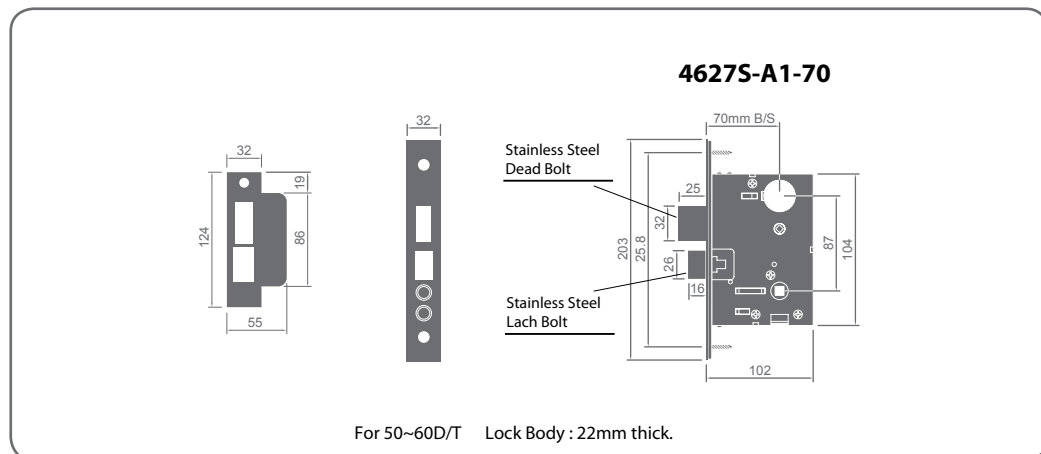
For 34~45D/T

- 25mm throw solid brass dead bolt
- Saw-proof hardened steel pins in the dead bolt
- Anti-Panic release function (one action of inside knob or lever can retract both dead bolt & latch bolt)
- Split hubs are available for Knob & Lever use
- 3mm Thick Strike Plate
- Backset : 60mm, 70mm
- (Passed 200,000 cycle test)

## 4627S ANSI Mortise Lock For Stainless Steel Dead Bolt & Latch

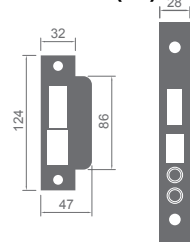
**NEW**

**BONCO** high quality mortise locks conform to all performance standards. The combination of a **BONCO** mortise lock, with a **BONCO** Entrance Handle brings beauty and security to your doors. The mortise lock of stainless steel dead bolt & latch is for 70mm backset only.



**Narrow strike plates and armored fronts are also available for thinner door**

For Thinner Door  
**4627S-A1-(28)-70**



- 25mm throw stainless steel dead bolt
- Stainless steel latch bolt
- Anti-Panic release function (one action of inside knob or lever retract both dead bolt & latch bolt)
- Split hubs are available for Knob & Lever use
- 2.5mm Thick Strike Plate
- Backset : only 70mm
- High grade steel security striklee is supplied for all keyed lock functions in addition to regular strike
- (Passed 500,000 cycle test)

## Single Side Spindle For Mortise

**NEW**

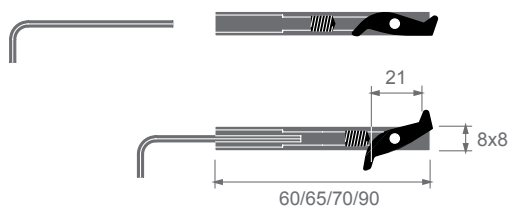
**AM - 60 / 65 / 70 / 90**  
**AL - 65 / 70 / 80**

Latch bolt by knob (or lever) from single side.



**AM - 60 / 65 / 70 / 90**

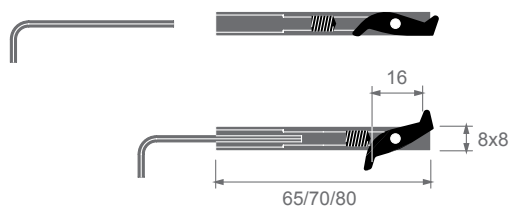
Dimensions in mm



**AM Spindle is for ANSI Mortise Lock :**  
**4627 & 4627S Series**

**AL - 65 / 70 / 80**

Dimensions in mm

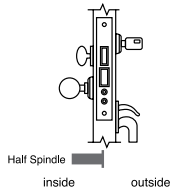


**AL Spindle is for EURO Mortise Lock :**  
**4621 , 4626 , 4650 & 4667 Series**

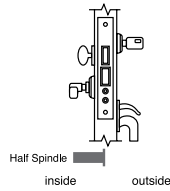
# ANSI Mortise Lock

(Cylinders, Turn-pieces, Knobs, Levers, Handles are not included)

**4627-A1**  
Entrance ('K')  
With Knob  
Single Cylinder

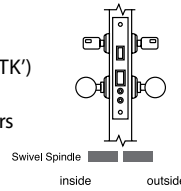


**4627-B1**  
Entrance ('L')  
With Lever  
Single Cylinder

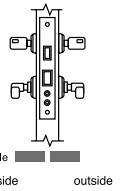


Latch bolt by thumb-piece outside and knob (or lever) inside. If thumb-piece outside is locked by stopper button or projecting dead bolt, latch bolt by key outside and knob (or lever) inside. Dead bolt by key outside or turn-piece inside. Turning inside knob (or lever) retracts latch bolt and dead bolt simultaneously; leaving outside thumb-piece locked.

**4628-A2**  
Entrance /  
Apartment ('DTK')  
With Knobs  
Double Cylinders

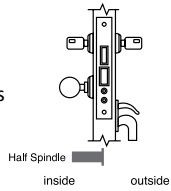


**4628-B2**  
Entrance /  
Apartment ('DTL')  
With Levers  
Double Cylinders

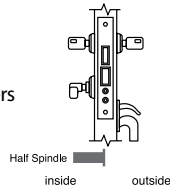


Latch bolt by knob (or lever) from either side. If outside knob (or lever) is locked by stopper button or projecting dead bolt, latch bolt and dead bolt by key from either side. Turning inside knob (or lever) retracts latch bolt only; leaving outside knob (or lever) locked.

**4627-A2**  
Entrance ('K')  
With Knob  
Double Cylinders

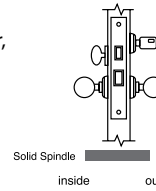


**4627-B2**  
Entrance ('L')  
With Lever  
Double Cylinders

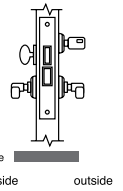


Latch bolt by thumb-piece outside and knob (or lever) inside. If thumb-piece outside is locked by stopper button or projecting dead bolt, latch bolt by key on either side and knob (or lever) inside. Dead bolt by key from either side. Turning inside knob (or lever) retracts latch bolt only; leaving outside thumb-piece locked.

**4629-A1**  
Single Cylinder,  
with Knobs

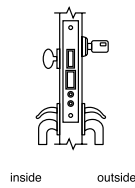


**4629-B1**  
Single Cylinder,  
with Levers



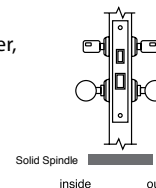
Latch bolt by knob (or lever) from either side. Dead bolt by key from outside or by turn-piece from inside. Key from outside does not retract latch bolt.

**4627-A3**  
Entrance ('DH')  
With Double Handles  
Single Cylinder

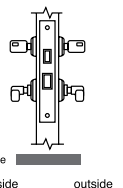


Latch bolt by thumb-piece from either side. If thumb-piece outside is locked by stopper button or projecting dead bolt, latch bolt by key outside or thumb-piece inside. Dead bolt by key outside or turn-piece inside. Thumb-piece inside retracts latch bolt and dead bolt simultaneously; leaving outside thumb-piece locked.

**4629-A2**  
Double Cylinder,  
with Knobs

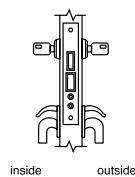


**4629-B2**  
Double Cylinder,  
with Levers



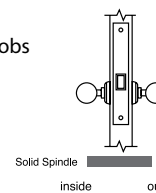
Latch bolt by knob (or lever) from either side. Dead bolt by key from either side. Key does not retract latch bolt.

**4627-A4**  
Entrance ('DH')  
With Double Handles  
Double Cylinders

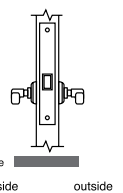


Latch bolt by thumb-piece from either side. If thumb-piece outside is locked by stopper button or projecting dead bolt, latch bolt by key either side or thumb-piece inside. Dead bolt by key from either side. Thumb-piece inside retracts latch bolt only; leaving outside thumb-piece locked.

**4631-A1**  
Passage for Knobs

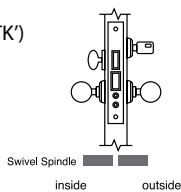


**4631-B1**  
Passage for Levers

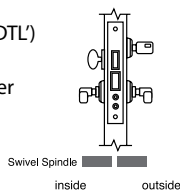


Latch bolt by knob (or lever) from either side.

**4628-A1**  
Entrance /  
Apartment ('DTK')  
With Knobs  
Single Cylinder

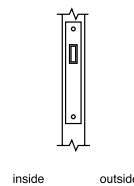


**4628-B1**  
Entrance /  
Apartment ('DTL')  
With Levers  
Single Cylinder



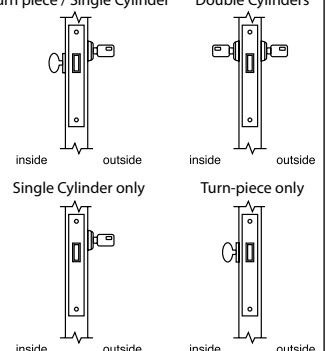
Latch bolt by knob (or lever) from either side. If outside knob (or lever) is locked by stopper button or projecting dead bolt, latch bolt by key outside or knob (or lever) inside. Dead bolt by key outside or turn-piece inside. Turning inside knob (or lever) retracts latch bolt and dead bolt simultaneously; leaving outside knob (or lever) locked.

**4630-A1**  
Deadlock



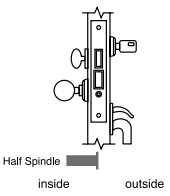
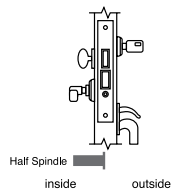
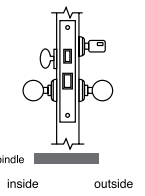
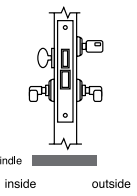
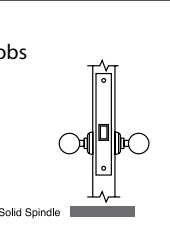
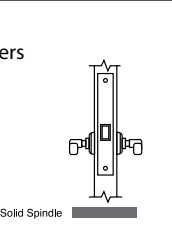
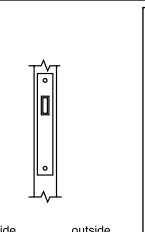
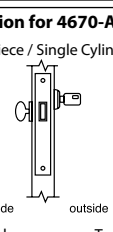
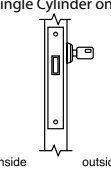
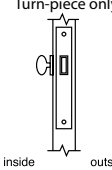
Four (4) major usages are available in conjunction with cylinder or turn-piece. (see illustrations ---->)

**Possible function for 4630-A1 Deadlock**  
Turn piece / Single Cylinder Double Cylinders

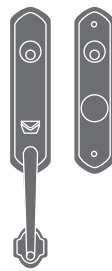
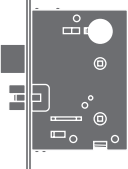
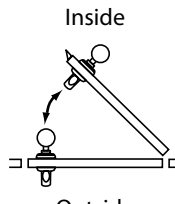


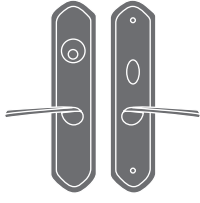
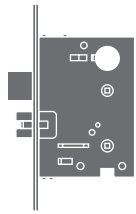
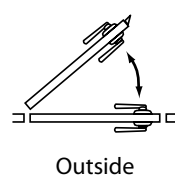
## EURO Mortise Lock

(Cylinders, Turn-pieces, Knobs, Levers, Handles are not included)

<b>4667-A1</b> Entrance ('K') With Knob Single Cylinder  <p>Latch bolt by thumb-piece outside and knob (or lever) inside. If projecting dead bolt, latch bolt by key outside and knob (or lever) inside. Dead bolt by key outside or turn-piece inside. Turning inside knob (or lever) retracts latch bolt and dead bolt simultaneously.</p>	<b>4667-B1</b> Entrance ('L') With Lever Single Cylinder 	<b>4669-A1</b> Single Cylinder, with Knobs 	<b>4669-B1</b> Single Cylinder, with Levers  <p>Latch bolt by knob (or lever) from either side. Dead bolt by key from outside or by turn-piece from inside. Key from outside does not retract latch bolt.</p>
<b>4671-A1</b> Passage for Knobs  <p>Latch bolt by knob (or lever) from either side.</p>	<b>4671-B1</b> Passage for Levers 	<b>4670-A1</b> Deadlock  <p>Three (3) major usages are available in conjunction with cylinder or turn-piece. (see illustrations ----&gt;)</p>	<b>Possible function for 4670-A1 Deadlock</b> Turn piece / Single Cylinder  Single Cylinder only  Turn-piece only 

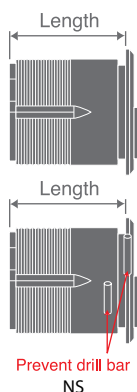
## How to Order

EXAMPLE (1) : 4924K-X-4627-A1-F16-70-RH-50DT (DIMPLE KEY CYLINDER)						
Handle Design	Cylinder	Mortise Lock	Finish	Backset	Door Hand	Door Thickness
<b>4924K</b>	<b>X</b>	<b>4627-A1</b>	<b>F16</b>	<b>70</b>	<b>RH</b>	<b>50</b>
	Dimple Key Cylinder (With 5 Keys)		PVD Finish	70mm	Inside  Outside	50mm

EXAMPLE (2) : 4924DTL-SBXXX-4628-B1-(28)-F21-70-LH-40DT (REGULAR 5-PIN CYLINDER)						
Handle Design	Cylinder	Mortise Lock	Finish	Backset	Door Hand	Door Thickness
<b>4924DTL-SBXXX</b>	<b>-</b>	<b>4628-B1-(28)</b>	<b>F21</b>	<b>70</b>	<b>LH</b>	<b>50</b>
	Regular 5-Pin Cylinder (With 3 Keys)		Bright Chrome	70mm	Inside  Outside	40mm

## Mortise Type Cylinders (Regular 5-Pin/Dimple Key)

## Mortise Type NS Cylinders (Regular 5-Pin)



No.	Length	No.	Length	No.	Length
CYL-D01-01	28mm	CYL-D01-05	36mm	CYL-D01-10	46mm
CYL-D01-02	30mm	CYL-D01-06	38mm	CYL-D01-11	48mm
CYL-D01-03	32mm	CYL-D01-07	40mm	CYL-D01-12	50mm
CYL-D01-04	34mm	CYL-D01-08	42mm	CYL-D01-13	52mm
		CYL-D01-09	44mm	CYL-D01-14	54mm

## Table of Single Cylinders For 4667~4670 EURO Mortise

Door Thickness		28mm	30mm	32mm	34mm	36mm	38mm	40mm	42mm	44mm	46mm	48mm	50mm
Lock Model	Cylinder L-Size	(CYL-D01-01)	(CYL-D01-02)	(CYL-D01-03)	(CYL-D01-04)	(CYL-D01-05)	(CYL-D01-06)	(CYL-D01-07)	(CYL-D01-08)	(CYL-D01-09)	(CYL-D01-10)	(CYL-D01-11)	(CYL-D01-12)
4919		32~40mm	36~44mm	40~48mm	44~52mm	48~56mm	52~60mm	56~64mm					
4920		26~34mm	30~38mm	34~42mm	38~46mm	42~50mm	46~54mm	50~58mm	54~62mm				
4921		26~34mm	30~38mm	34~42mm	38~46mm	42~50mm	46~54mm	50~58mm	54~62mm				
4922		26~34mm	30~38mm	34~42mm	38~46mm	42~50mm	46~54mm	50~58mm	54~62mm				
4923		26~34mm	30~38mm	34~42mm	38~46mm	42~50mm	46~54mm	50~58mm	54~62mm				
4924		26~34mm	30~38mm	34~42mm	38~46mm	42~50mm	46~54mm	50~58mm	54~62mm				
4925		33~41mm	37~45mm	41~49mm	45~53mm	49~57mm	53~61mm						
4926		33~41mm	37~45mm	41~49mm	45~53mm	49~57mm	53~61mm						
4927		26~34mm	30~38mm	34~42mm	38~46mm	42~50mm	46~54mm	50~58mm	54~62mm				
4928		26~34mm	30~38mm	34~42mm	38~46mm	42~50mm	46~54mm	50~58mm	54~62mm				
4929						28~36mm	32~40mm	36~44mm	40~48mm	44~52mm	48~56mm	52~60mm	56~64mm
4930						28~36mm	32~40mm	36~44mm	40~48mm	44~52mm	48~56mm	52~60mm	56~64mm
4931			26~34mm	30~38mm	34~42mm	38~46mm	42~50mm	46~54mm	50~58mm	54~62mm			
4932		30~38mm	34~42mm	38~46mm	42~50mm	46~54mm	50~58mm	54~62mm					
4933		28~36mm	32~40mm	36~44mm	40~48mm	44~52mm	48~56mm	52~60mm	56~64mm				
4934		28~36mm	32~40mm	36~44mm	40~48mm	44~52mm	48~56mm	52~60mm	56~64mm				
4935		30~38mm	34~42mm	38~46mm	42~50mm	46~54mm	50~58mm	54~62mm					
4936		30~38mm	34~42mm	38~46mm	42~50mm	46~54mm	50~58mm	54~62mm					
4937			24~32mm	28~36mm	32~40mm	36~44mm	40~48mm	44~52mm	48~60mm	52~64mm			
4938			24~32mm	28~36mm	32~40mm	36~44mm	40~48mm	44~52mm	48~60mm	52~64mm			
4939		26~34mm	30~38mm	34~42mm	38~46mm	42~50mm	46~54mm	50~58mm	54~62mm				
4951		33~41mm	37~45mm	41~49mm	45~53mm	49~57mm	53~61mm						
4952		33~41mm	37~45mm	41~49mm	45~53mm	49~57mm	53~61mm						
4953		33~41mm	37~45mm	41~49mm	45~53mm	49~57mm	53~61mm						
4954		33~41mm	37~45mm	41~49mm	45~53mm	49~57mm	53~61mm						
4990		33~41mm	37~45mm	41~49mm	45~53mm	49~57mm	53~61mm						

\* For other door thickness, please send enquires to us.

## Table of Single Cylinders For 4627~4630 ANSI Mortise

Door Thickness	28mm	30mm	32mm	34mm	36mm	38mm	40mm	42mm	44mm	46mm	48mm	50mm	
Lock Model	Cylinder L-Size	(CYL-D01-01)	(CYL-D01-02)	(CYL-D01-03)	(CYL-D01-04)	(CYL-D01-05)	(CYL-D01-06)	(CYL-D01-07)	(CYL-D01-08)	(CYL-D01-09)	(CYL-D01-10)	(CYL-D01-11)	(CYL-D01-12)
4919		29~43mm	33~47mm	37~51mm	41~55mm	45~59mm	49~63mm	53~67mm	57~71mm				
4920				31~45mm	35~49mm	39~53mm	43~57mm	47~61mm	51~65mm	55~69mm	59~73mm		
4921				31~45mm	35~49mm	39~53mm	43~57mm	47~61mm	51~65mm	55~69mm	59~73mm		
4922				31~45mm	35~49mm	39~53mm	43~57mm	47~61mm	51~65mm	55~69mm	59~73mm		
4923				31~45mm	35~49mm	39~53mm	43~57mm	47~61mm	51~65mm	55~69mm	59~73mm		
4924				31~45mm	35~49mm	39~53mm	43~57mm	47~61mm	51~65mm	55~69mm	59~73mm		
4925	30~44mm	34~48mm	38~52mm	42~56mm	46~60mm	50~64mm	54~68mm	58~72mm					
4926	30~44mm	34~48mm	38~52mm	42~56mm	46~60mm	50~64mm	54~68mm	58~72mm					
4927			31~45mm	35~49mm	39~53mm	43~57mm	47~61mm	51~65mm	55~69mm	59~73mm			
4928			31~45mm	35~49mm	39~53mm	43~57mm	47~61mm	51~65mm	55~69mm	59~73mm			
4929						29~43mm	33~47mm	37~51mm	41~55mm	45~59mm	49~63mm	53~67mm	
4930						29~43mm	33~47mm	37~51mm	41~55mm	45~59mm	49~63mm	53~67mm	
4931			27~41mm	31~45mm	35~49mm	39~53mm	43~57mm	47~61mm	51~65mm	55~69mm	59~73mm		
4932		31~45mm	35~49mm	39~53mm	43~57mm	47~61mm	51~65mm	55~69mm	59~73mm				
4933		29~43mm	33~47mm	37~51mm	41~55mm	45~59mm	49~63mm	53~67mm	57~71mm				
4934		29~43mm	33~47mm	37~51mm	41~55mm	45~59mm	49~63mm	53~67mm	57~71mm				
4935		31~45mm	35~49mm	39~53mm	43~57mm	47~61mm	51~65mm	55~69mm	59~73mm				
4936		31~45mm	35~49mm	39~53mm	43~57mm	47~61mm	51~65mm	55~69mm	59~73mm				
4937			25~39mm	29~43mm	33~47mm	37~51mm	41~55mm	45~59mm	49~63mm	53~67mm	57~71mm		
4938			25~39mm	29~43mm	33~47mm	37~51mm	41~55mm	45~59mm	49~63mm	53~67mm	57~71mm		
4939			31~45mm	35~49mm	39~53mm	43~57mm	47~61mm	51~65mm	55~69mm	59~73mm			
4951	30~44mm	34~48mm	38~52mm	42~56mm	46~60mm	50~64mm	54~68mm	58~72mm					
4952	30~44mm	34~48mm	38~52mm	42~56mm	46~60mm	50~64mm	54~68mm	58~72mm					
4953	30~44mm	34~48mm	38~52mm	42~56mm	46~60mm	50~64mm	54~68mm	58~72mm					
4954	30~44mm	34~48mm	38~52mm	42~56mm	46~60mm	50~64mm	54~68mm	58~72mm					
4990	30~44mm	34~48mm	38~52mm	42~56mm	46~60mm	50~64mm	54~68mm	58~72mm					

## Table of Double Cylinders For 4627~4630 ANSI Mortise

Door Thickness		28mm x2nos	30mm x2nos	32mm x2nos	34mm x2nos	36mm x2nos	38mm x2nos	40mm x2nos	42mm x2nos	44mm x2nos	46mm x2nos
Lock Model	Cylinder L-Size	(CYL-D01-01)	(CYL-D01-02)	(CYL-D01-03)	(CYL-D01-04)	(CYL-D01-05)	(CYL-D01-06)	(CYL-D01-07)	(CYL-D01-08)	(CYL-D01-09)	(CYL-D01-10)
4919		40~44mm	44~48mm	48~52mm	52~56mm	56~60mm					
4920			38~42mm	42~46mm	46~50mm	50~54mm	54~58mm	58~62mm			
4921			38~42mm	42~46mm	46~50mm	50~54mm	54~58mm	58~62mm			
4922			38~42mm	42~46mm	46~50mm	50~54mm	54~58mm	58~62mm			
4923			38~42mm	42~46mm	46~50mm	50~54mm	54~58mm	58~62mm			
4924			38~42mm	42~46mm	46~50mm	50~54mm	54~58mm	58~62mm			
4925	41~45mm	45~49mm	49~53mm	53~57mm	57~61mm						
4926	41~45mm	45~49mm	49~53mm	53~57mm	57~61mm						
4927		38~42mm	42~46mm	46~50mm	50~54mm	54~58mm	58~62mm				
4928			38~42mm	42~46mm	46~50mm	50~54mm	54~58mm	58~62mm			
4929						36~40mm	40~44mm	44~48mm	48~52mm	52~56mm	56~60mm
4930						36~40mm	40~44mm	44~48mm	48~52mm	52~56mm	56~60mm
4931				38~42mm	42~46mm	46~50mm	50~54mm	54~58mm	58~62mm		
4932	38~42mm	42~46mm	46~50mm	50~54mm	54~58mm	58~62mm					
4933			36~40mm	40~44mm	44~48mm	48~52mm	52~56mm	56~60mm			
4934			36~40mm	40~44mm	44~48mm	48~52mm	52~56mm	56~60mm			
4935				38~42mm	42~46mm	46~50mm	50~54mm	54~58mm	58~62mm		
4936				38~42mm	42~46mm	46~50mm	50~54mm	54~58mm	58~62mm		
4937				36~40mm	40~44mm	44~48mm	48~52mm	52~56mm	56~60mm		
4938				36~40mm	40~44mm	44~48mm	48~52mm	52~56mm	56~60mm		
4939			38~42mm	42~46mm	46~50mm	50~54mm	54~58mm	58~62mm			
4951	41~45mm	45~49mm	49~53mm	53~57mm	57~61mm						
4952	41~45mm	45~49mm	49~53mm	53~57mm	57~61mm						
4953	41~45mm	45~49mm	49~53mm	53~57mm	57~61mm						
4954	41~45mm	45~49mm	49~53mm	53~57mm	57~61mm						



h i g h      s e c u r i t y      h a n d l e      l o c k s  
m o r t i s e      l o c k s



Name of quality & dependability

[www.boncohardware.com](http://www.boncohardware.com)

**BONCO** Ironmongery Ltd.

A Member of E. Bon Holdings (HKEx stock code 599)

---

16/F, First Commercial Building, 33 Leighton Rd., Causeway Bay, H.K.  
Tel : (852) 2891 2188 Fax : (852) 2834 2652