

Lever and Knob Handles



forged brass lever handles

ES001, 002, 003, 006	LE14
ES004, 005.....	LE15
ES007, 008, 009, 014.....	LE16
SB201-A	LE4
SB202-A	LE4
SB203-C	LE4
SB204-Q.....	LE5
SB205-A	LE5
SB206-A	LE5
SB207-A	LE5
SB208-L.....	LE6
SB209-K	LE6
SB210-A	LE6
SB211-P	LE7
SB212-A	LE7
SB213-C.....	LE7
SB214-A	LE7
SB215-A	LE8
SB216-A	LE8
SB217-J.....	LE8
SB219-A	LE9
SB220-M.....	LE9
SB221-A	LE9
SB222-A	LE9
SB223-H.....	LE10
SB225-E	LE10
SB226-A	LE10
SBK801-A.....	LE13
SBK802-C.....	LE13
SBK803-A.....	LE13
SBK804-A.....	LE13
SBK805-P.....	LE13
SBK806-K.....	LE13
5-A, 5-H Rose.....	LE18
5 Series Bracket	LE18
A, C Rose	LE18
H, J, K, L, M, N, P, Q Rose.....	LE19
AE, CE, HE, JE, KE, LE, ME, NE, PE, QE Escutcheon	LE20
Information.....	LE21-LE22
How to order	LE23
Lever Function.....	LE23
Finish	LE23



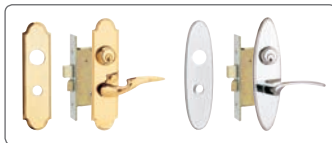
SB Series

LE4-12



SBK Series

LE13



ES Escutcheon Plates for CL & CLQ Mortise Lock

LE14-15




ES Escutcheon Plates for Euro Mortise Lock

LE15-17



5 Series

LE18



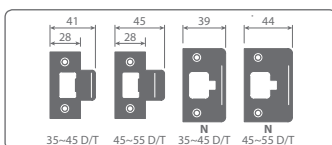
Rose

LE18-19



Escutcheon

LE20



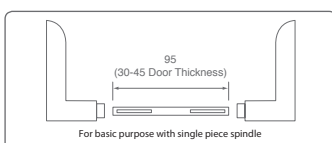
Information

LE21-22

EXAMPLE: SB202-D-AA-F21-40-SSDT (WITH SPRING COMPONENT)				
Lever Design	Rose Design	Spindle	Finish	Door Thickness
SB202	D with spring component	AA	F21	50
			Bright Chrome	


How to order

LE23



Lever Function

LE23



Finish

LE23

SB SERIES

Brass Lever Handle

Standard Finishes:
F13, F21, F22, F30, F34

Brass lever handles

We are pleased to introduce here 30 different models of Forged Brass Lever handles and Knobsets, all are in very high **BONCO** quality. By using with **BONCO** locksets together, you will have more dependability.

Smooth and shiny Lever Handles from fine quality by **BONCO**. Enjoy cool metal touch of Lever Handles, yet you can feel the warm and soft touch of Brass. Feel the solid metal rather than economical hollow type.

Choose design of Rose from: A, C, H, J, K, L, M, N, P, Q (See details on page LE18, LE19)

SB201-A

F21 Bright Chrome



SB202-A

F13 Bright Gold



SB203-C

F21 Bright Chrome



SB204-Q
F13 Bright Gold



SB205-A
F13 Bright Gold



SB206-A
F21 Bright Chrome



SB207-A
F21 Bright Chrome



SB SERIES

Brass Lever Handle

Standard Finishes:
F13, F21, F22, F30, F34


Tarnish-Free PVD finish

It is a long time headache to be trouble-free against tarnishing for many brass made door hardware. We have our own facility for the PVD finish, and this gives you real trouble-free against tarnishing. Keep the longest shining accent on your doors with PVD finish.

Choose design of Rose from: A, C, H, J, K, L, M, N, P, Q (See details on page LE18, LE19)

SB208-L

F13 Bright Gold



SB209-K

F21 Bright Chrome



SB210-A

F22 Satin Nickel



SB211-P
F13 Bright Gold



SB212-A
F21 Bright Chrome



SB213-C
F22 Satin Nickel



SB214-A
F30 Black Chrome



SB SERIES

Brass Lever Handle

Standard Finishes:
F13, F21, F22, F30, F34

Satin finish

For those who like satin finish instead of bright color, enjoy our satin nickel as standard. Other satin finishes are available upon request.

Tarnish-Free PVD finish

Be free from headache against tarnishing. Keep shining for the longest period.

Choose design of Rose from: A, C, H, J, K, L, M, N, P, Q (See details on page LE18, LE19)

SB215-A

F22 Satin Nickel



SB216-A

F22 Satin Nickel



SB217-J

F21 Bright Chrome



SB219-A
F13 Bright Gold



SB220-M
F21 Bright Chrome



SB221-A
F13 Bright Gold



SB222-A
F22 Satin Nickel



SB SERIES

Brass Lever Handle

Standard Finishes:
F13, F21, F22, F30, F34

Choose design of Rose from: A, C, H, J, K, L, M, N, P, Q (See details on page LE18, LE19)

SB223-H

F34 Brush Black Chrome



SB225-N

F21 Bright Chrome



SB226-A **NEW**

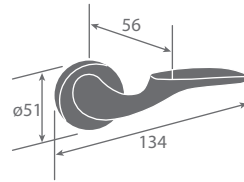
F22 Satin Nickel



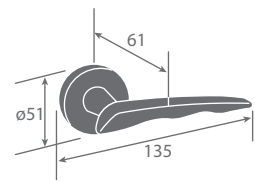
SB SERIES

Brass Lever Handle

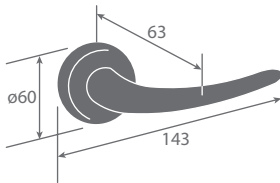
Dimensions
in millimeters



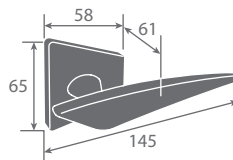
SB201-A



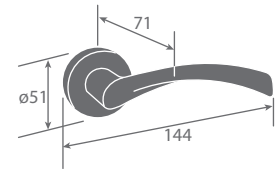
SB202-A



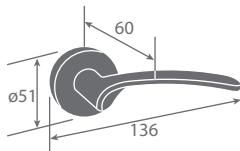
SB203-C



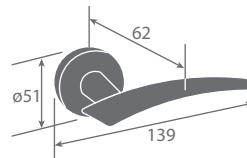
SB204-Q



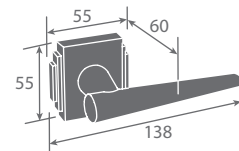
SB205-A



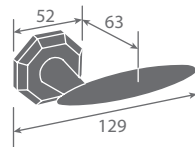
SB206-A



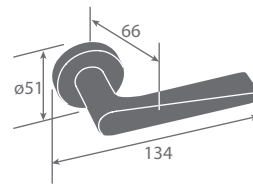
SB207-A



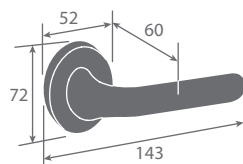
SB208-L



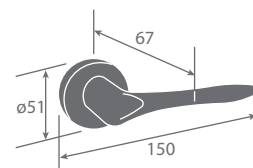
SB209-K



SB210-A



SB211-P

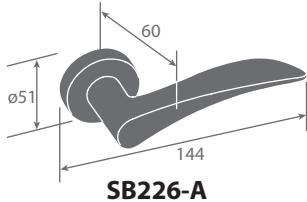
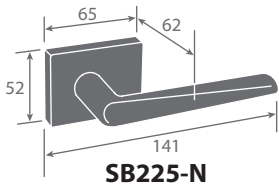
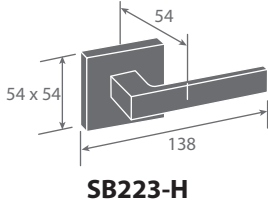
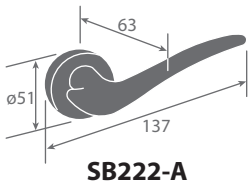
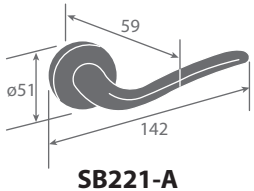
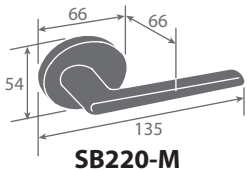
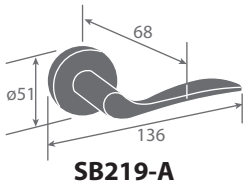
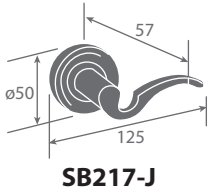
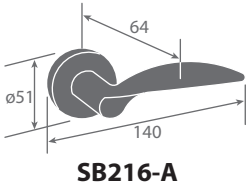
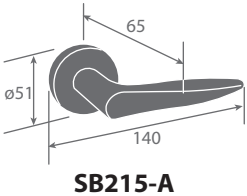
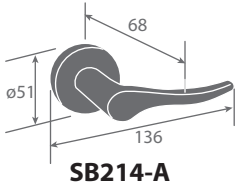
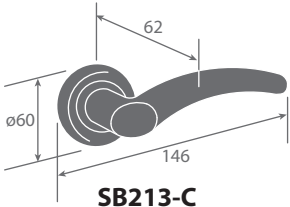


SB212-A

SB SERIES

Brass Lever Handle

Dimensions
in millimeters



SBK SERIES

Knobset

Standard Finishes:
F13, F21, F22, F30, F34

For the knobset, there is no spring action in the fixing component.

Choose design of Rose from: A, C, H, J, K, L, M, N, P, Q (See details on page LE18, LE19)

SBK801-A
F21 Bright Chrome



SBK802-C
F13 Bright Gold



SBK803-A
F22 Satin Nickel



SBK804-A
F21 Bright Chrome



SBK805-P
F22 Satin Nickel



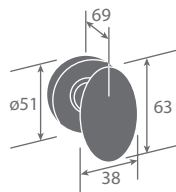
SBK806-K
F21 Bright Chrome



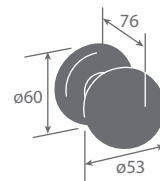
SBK SERIES

Knobset

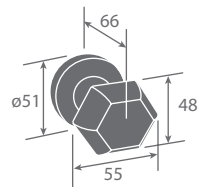
Dimensions
in millimeters



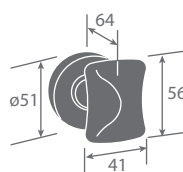
SBK801-A



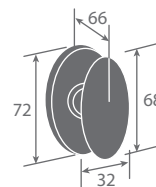
SBK802-C



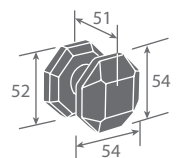
SBK803-A



SBK804-A



SBK805-P



SBK806-K

ES

Escutcheon Plates for
CL & CLQ Mortise Lock

Standard Finishes:
F13, F21, F22, F30, F34

Length of connecting neck part of the levers for this series is different from that of regular SB & NL series.

Height of cylinder collars is thinner for this series than that of regular CL & CLQ series.

Thus, this series has to be ordered in complete set (of mortise lock, escutcheons and levers). The regular CL & CLQ series and SB, SBK & NL series components cannot be combined together.

ES001

F13 Bright Gold



ES001

ES001-SB209-CL05

ES002

F22 Stain Nickel



ES002

ES002-SB217-CL05

ES003

F13 Bright Gold



ES003

ES003-NL815-CLQ05

ES006

F21 Bright Chrome



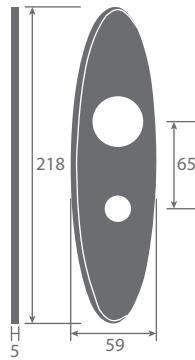
ES006

ES006-NL801-CLQ05

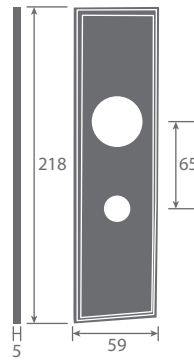
ES

Escutcheon Plates for CL & CLQ Mortise Lock

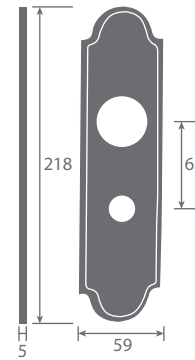
Dimensions in millimeters



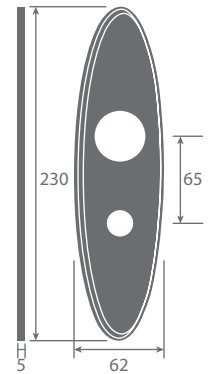
ES001



ES002



ES003



ES006

ES

Escutcheon Plates for Euro Mortise Lock

Standard Finishes:
F13, F21, F22, F30, F34

Length of connecting neck part of the levers for this series is different from that of regular SB series & NL801 to NL805.

This series has to be always ordered in complete set (or escutcheons and levers). The regular SB series & NL801 to NL805 components cannot be combined together.

Please write down the door thickness and LH/RH on the order.

ES004

F21 Bright Chrome



ES004

ES004-SB204-4626

ES005

F21 Bright Chrome



ES005

ES005-SB207-4626

ES

Escutcheon Plates for Euro Mortise Lock

Standard Finishes:
F13, F21, F22, F30, F34

Length of connecting neck part of the levers for this series is different from that of regular SB series & NL801 to NL805.

This series has to be always ordered in complete set (or escutcheons and levers). The regular SB series & NL801 to NL805 components cannot be combined together.

Please write down the door thickness and LH/RH on the order.

ES007 **NEW**

F22 Stain Nickel



ES007



ES007-NL802-4650

ES008 **NEW**

F13 Bright Gold



ES008



ES008-NL801-4650

ES009 **NEW**

F21 Bright Chrome



ES009



ES009-NL802-4650

ES014

F13 Bright Gold



ES014

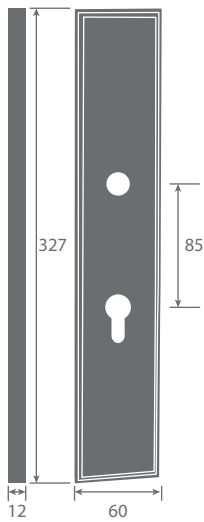


ES014-SB207-4626

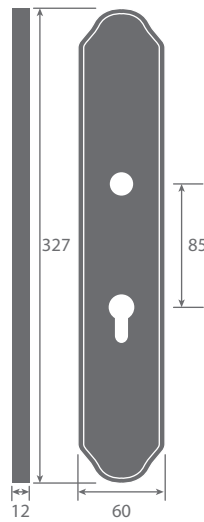
ES

Escutcheon Plates for
Euro Mortise Lock

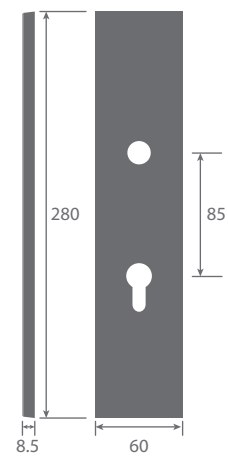
Dimensions
in millimeters



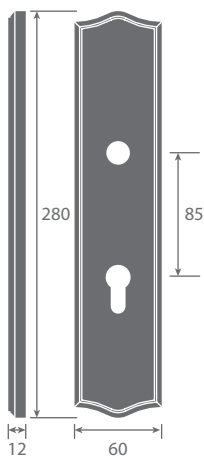
ES004



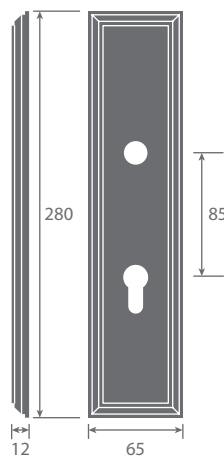
ES005



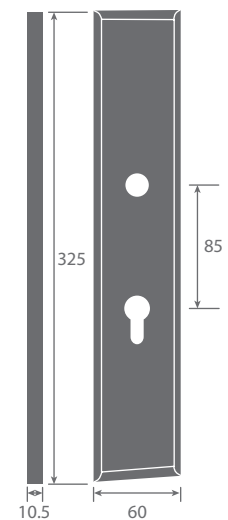
ES007



ES008



ES009



ES014

5 SERIES

Rose & Cylinder
Escutcheon

Rose design A & H

Bracket



Rose Bracket



Cylinder
Escutcheon Bracket

5-A Rose Cover



5-AE Cylinder Escutcheon Cover



5-H Rose Cover

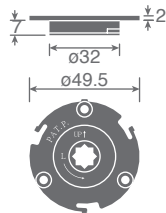


5-HE Cylinder Escutcheon Cover

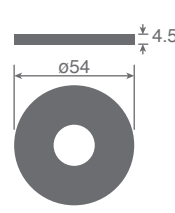


5 SERIES

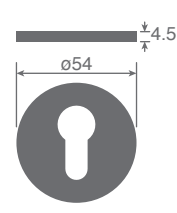
Dimensions
in millimeters



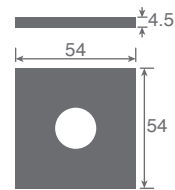
Bracket



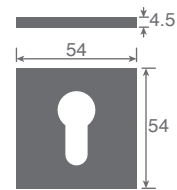
5-A



5-AE



5-H



5-HE

ROSE

Design from A - Q








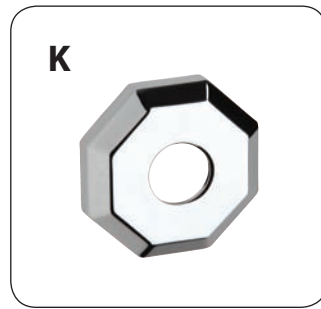


Cassette Component

A

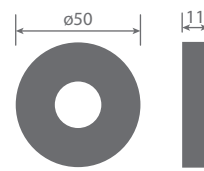


C

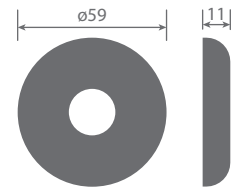




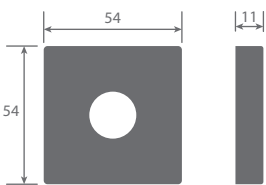
ROSE
Dimensions
in millimeters



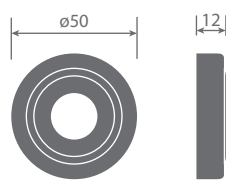
A



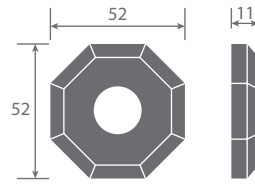
C



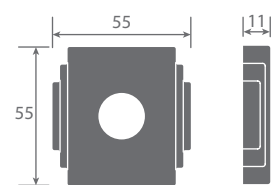
H



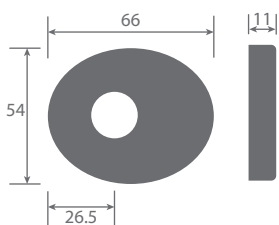
J



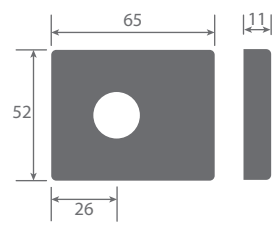
K



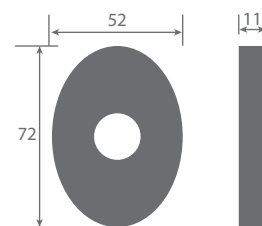
L



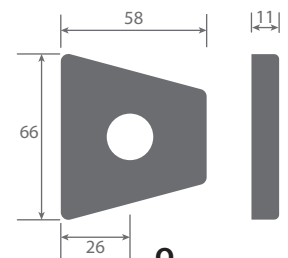
M



N



P








Q

ESCUTCHEON

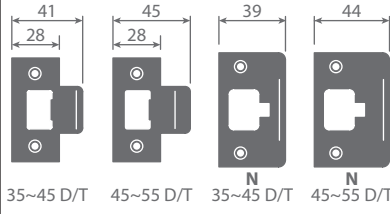






Cylinder Escutcheon

Design from AE - QE



Information

The Series below are recommended to use with **BONCO** lever handles and rose.




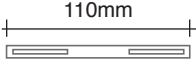
Series	Backset	Door Thickness	Strike Plate Dimensions in mm	Photo	Splindle
5091 or 5091N Spring Latch with Nylon	60 & 70	35~55			AA
5091SS or 5091SSN Spring Latch with S/S Latch	60 & 70	35~55			AA
5091E or 5091EN Spring Latch with Zinc Latch	60 & 70	35~55			AA
LL Series	50	40~50			AA
CL Series	50	45~55			AA

Information



The Series below are recommended to use with **BONCO** lever handles and rose.

Series	Backset	Door Thickness	Strike Plate Dimensions in mm	Photo	Splindle
CLQ Series	70	45~55			AA
4626 Series	60 & 70	35~55			AA
4650 Series	60 & 70	35~55			AA
4653 Series	60 & 70	35~55			AA / AL

How to order

EXAMPLE : SB202-A-AA-F21-40~55DT (WITH SPRING COMPONENT)				
Lever Design	Rose Design	Spindle	Finish	Door Thickness
SB202	A with spring component	AA	F21	50
			Bright Chrome	

Lever Function

Code	Combination Dimensions in mm	Spindle	Door Thickness
AA	 <p style="text-align: center; font-size: small;">For basic purpose with single piece spindle</p>	95	30 - 45
		110	45 - 55
AI	 <p style="text-align: center; font-size: small;">For 4628 Series Mortise Lock, with split spindles</p>	90	30 - 42
		110	42 - 55

Finish

				
F13 Bright Gold	F21 Bright Chrome	F22 Satin Nickel	F30 Black Chrome	F34 Brush Black Chrome



Name of quality & dependability

www.boncohardware.com

BONCO Ironmongery Ltd.

A Member of E. Bon Holdings (HKEx stock code 599)

16/F, First Commercial Building, 33 Leighton Rd., Causeway Bay, H.K.
Tel : (852) 2891 2188 Fax : (852) 2834 2652